

ANIIMS, PORT BLAIR: MBBS PHASE 3 Part 1 MASTER TIME TABLE (MBBS BATCH 2019)

Medicine	Surgery	Obstetrics & Gynae	Pediatrics	Orthopaedics	Forensic	Community Medicine	Dermatology	Psychiatry
Month	Week	Day	Date	8.30-9.30	9.30-10.30	10.30-1.30	1.30 - 2.30	2.30 -3.30
March	1	Monday	07-03-22	L) OP1.1 AN41.1 PY10.17 Embryology of eye Anatomy of eye , Physiology of eye Physiology of vision (colour vision , colour blindness) Neurology of vision Light and near reflex	Lecture. Introduction and Classification of Psychiatric Disorders	Clinical Posting	Lunch	(Lecture) FM14.1 Dr. Udayash Ashwini Kumar
		Tuesday	08-03-22	Introduction	L) OR1.1 Describe and discuss the Principles of pre-hospital care and Casualty management of a trauma victim including principles of triage			CM.8.7. (SGD) Describe the p information systems Dr. Priyanka
		Wednesday	09-03-22	SGD OP1.2 Define, classify and describe the types and methods of correcting refractive error Myopia Hypermetropia Astigmatism	SGD OP1.2 Presbiopia Aphakia IOL'S			(Lecture)IM1.1 Describe and discuss the epidemiology, pathogenesis clinical evolution and course of common causes of heart disease including: rheumatic/ valvular, ischemic, hypertrophic
		Thursday	10-03-22	OG 6.1 - Diagnosis of Pregnancy - Describe, discuss and demonstrate the clinical features of pregnancy, derive and discuss its differential	CM 8.1.(L) Describe and discuss the epidemiological and control measures including the use of essential laboratory tests at the primary care level for communicable diseases			(L)SU12.2 Describe and discuss the methods of estimation and replacement of the fluid and electrolyte requirements in the surgical patient

Respiratory Medicine	ENT	Ophthalmology	Radiology	Anaesthesia	AETCOM	Pandemic
3.30 -4.30						
ankar & (SGD) 2.19 Dr.						
principles of management of						
(SGD) SU12.1 Enumerate the causes and consequences of malnutrition in the surgical patient SU12.3 Discuss the nutritional requirements of surgical patients, the methods of providing nutritional						
(SGD)IM 1.10 Elicit document and present an appropriate history that will establish the diagnosis, cause and severity of heart failure including: presenting complaints						

Friday	11-03-22	L CT1.1 Describe and discuss the epidemiology of tuberculosis and its impact on the work, life and economy of India.CT1.2 Describe and discuss the microbiology of tubercle bacillus, mode of transmission, pathogenesis, clinical evolution and natural history of pulmonary and extra pulmonary forms (including lymph node, bone and CNS)	Pandemic Module 3.1 Outbreak Management including Quarantine, Isolation, Contact Tracing (Community Medicine)			OG 7.1 - Maternal changes in Pregnancy 1/3 - Describe and discuss the changes in the genital tract, cardiovascular system, respiratory, haematology, renal and gastrointestinal system in pregnancy
Saturday	12-03-22	EN 1.1 Anatomy & Physiology of EAR (L)	EN 1.2 History taking in EAR (Tut)			the fluid and electrolyte requirements in the surgical patient
Monday	14/03/22	L) OP 1.3 Spectacles , contact lenses , LVA , prisms	Lecture. Understanding Common Signs and Symptoms in Psychiatry	Clinical Posting	Lunch	(Lecture)FM 14.16 Dr. As 2.21Dr. U
Tuesday	15/03/22	(SGD) PE 1.3 -Discuss and describe the methods of assessment of growth including use of WHO and Indian national standards. Enumerate the parameters used for assessment of physical growth in infants,children & adolescents-DR.RITU	L)OR1.2 Describe and discuss the aetiopathogenesis, clinical features, investigations, and principles of management of shock			CM.10.5. (SGD) Describe Uni Integrated Management of Nec (IMNCI) and other existing Pr Dr. Amrita

SGD/Tut OR1.6- Participate as a member in the team for closed reduction of shoulder dislocation / hip dislocation / knee dislocation

Swini Kumar , (SGD) 2.20 & Dayashankar

Universal Immunization Program; Neonatal and Childhood Illness programs.

Wednesday	16/03/22	SGD OP1.3 Demonstrate VA testing , distant and near vision , colour vision testing , pinhole test , the menace and blink reflexes	SGD OP 1.3 Demonstrate VA testing , distant and near vision , colour vision testing , pinhole test , the menace and blink reflexes			(L)IM1.4 Stage heart failure IM1.5 Describe ,discuss and differentiate the processes involved in R Vs L heart failure, systolic vs diastolic failure IM1.6 Describe and discuss the compensatory mechanisms involved in heart failure including cardiac remodelling and
Thursday	17/03/22	OG 7.1 - Maternal changes in Pregnancy 2/3	CM 8.1.(L) Describe and discuss the epidemiological and control measures including the use of essential laboratory tests at the primary care level for communicable diseases Dr. Lena			(L)SU14.1 Describe Aseptic techniques, sterilization and disinfection. SU14.2 Describe Surgical approaches, incisions and the use of appropriate instruments in Surgery in general
Friday	18/03/22	L CT1.3 Discuss and describe the impact of co-infection with HIV and other co-morbid conditions. Like diabetes on the natural history of tuberculosis CT1.4 Describe the epidemiology, the predispoCT1.17 Define criteria for the cure of Tuberculosis; describe and recognise the features of drug resistant tuberculosis, prevention and therapeutic regimenssing factors and microbial and therapeutic factors that determine resistance to drugs	Pandemic Module 3.1 Outbreak Management including Quarantine, Isolation, Contact Tracing (Community Medicine)			Holiday due to HOLI

(SGD)

SU13.1 Describe the immunological basis of organ transplantation

SU13.2 Discuss the Principles of immunosuppressive therapy. Enumerate Indications, describe surgical principles, management of organ Transplantation

(SGD/Tut)IM1.12 Demonstrate peripheral pulse, volume, character, quality and variation in various causes of heart failure

IM1.13 Measure the blood pressure accurately, recognise and discuss alterations in blood pressure in

SGD/Tut OR3.2-Participate as a member in team for aspiration of joints under supervision

	Saturday	19/03/22	EN 1.3 Diseases of External Ear (L)	EN 1.4 Examination of EAR (Tut)			
3	Monday	21/03/22	L OP 1.4 Enumerate the indications and describe the principles of refractive surgery	Lecture. Clinical Presentation and Management of Dementia	Clinical Posting	Lunch	(Lecture) FM14.9 Dr. Udayas Ashwi
	Tuesday	22/03/22	(SGD) PE 1.4- Perform Anthropometric measurements, document in growth charts and interpret-DR.SONA	L) OR1.3 Describe and discuss the aetiopathogenesis, clinical features, investigations, and principles of management of soft tissue injuries			CM.10.5. (SGD) Describe Uni Integrated Management of Nec (IMNCI) and other existing Pro Dr. Shirley
	Wednesday	23/03/22	SGD OP 1.5 BSV , amblyopia , diplopia	SGD OP 1.5 BSV , amblyopia , diplopia			(L)IM 1.7 Enumerate, describe and discuss the factors that exacerbate heart failure including ischemia arrhythmias anemia thyrotoxicosis, dietary factors drugs etc IM 1.8 Describe and discuss the pathogenesis and development of common arrhythmias involved in heart failure particularly
	Thursday	24/03/22	OG 7.1 - Maternal changes in Pregnancy 3/3	CM 8.1.(L) Describe and discuss the epidemiological and control measures including the use of essential laboratory tests at the primary care level for communicable diseases Dr. Deepak			(L)SU16.1 Minimally invasive General Surgery: Describe indications advantages and disadvantages of Minimally invasive General Surgery
	Friday	25/03/22	L CT1.5 Elicit, document and present an appropriate medical history that	Pandemic Module 3.1 Outbreak Management including Quarantine,			OG 8.1 - Antenatal Care 1/2 - Enumerate, describe and discuss the objectives of antenatal care
	Saturday	26/03/22	EN 2.1 Diseases of Middle ear (L)	EN 2.2 Complications of CSOM (L)			

hankar , (SGD) 2.22 & 2.23 Dr. ni Kumar
iversal Immunization Program; onatal and Childhood Illness ograms.
(SGD) SU17.1 Describe the Principles of FIRST AID SU17.3 Describe the Principles in management of mass casualties
(SGD/Tut)IM1.17 Order and interpret diagnostic testing based on the clinical diagnosis including 12 lead ECG, Chest radiograph, blood cultures IM1.18 Perform and interpret a 12 lead ECG
SGD/TutOR3.3- Participate as a member in team for procedures like drainage of

4	Monday	28/03/22	L OP 2.1 & 2.2 PTOSIS , LIDLAG , LAGOPHTALMOS	Lecture. Clinical Presentation and Management of Delirium	Clinical Posting	Lunch	(Lecture) FM 14.4 Dr. Ashw Dr. Uda
	Tuesday	29/03/22	(Lecture) PE 1.5 & PE 1.6- Define development and discuss the normal developmental milestones with respect to motor, behaviour, social, adaptive and language- Discuss the methods of assessment of development-DR.SHAMAITA	L) OR1.4Describe and discuss the Principles of management of soft tissue injuries			CM.10.5. (SGD) Describe Uni Integrated Management of Nec (IMNCI) and other existing Pr Dr.Amrita

ini Kumar , (SGD) 2.24 & 2.25
yashankar

iversal Immunization Program;
onatal and Childhood Illness
ograms.

Wednesday	30/03/22	SGD OP 2.1 2.2 Enumerate the causes , describe the etiology , clinical presentation and diagnostic features of common conditions of lid and adnexa including hardeolum extrernum / internum , preseptal cellulitis	SGD OP 2.1 2.2 Enumerate the causes , describe the etiology , clinical presentation and diagnostic features of common conditions of lid and adnexa including hardeolum extrernum / internum , preseptal cellulitis			(SGD) IM 1.23 Describe, prescribe and communicate non pharmacologic management of heart failure including sodium restriction, physical activity and limitations IM 1.24 Describe and discuss the pharmacology of drugs including indications, contraindications in the management of heart failure including diuretics, ACE inhibitors, Beta blockers, aldosterone antagonists and cardiac glycosides IM 1.25 Enumerate the indications for valvuloplasty, valvotomy, coronary revascularization and cardiac transplantation IM 1.26 Develop document and present a management plan for patients with heart failure based on type of failure, underlying aetiology IM 1.27 Describe and discuss the role of penicillin prophylaxis in the prevention of rheumatic heart
-----------	----------	--	--	--	--	---

(L)SU17.6 Chose appropriate investigations and discuss the principles of management of head injuries

		Thursday	31/03/22	OG 8.2 - Antenatal Care 2/2 - Elicit document and present an obstetric history including menstrual history, last menstrual period, previous obstetric history, comorbid conditions, past medical	CM 8.1.(L) Describe and discuss the epidemiological and control measures including the use of essential laboratory tests at the primary care level for communicable diseases Dr. Beeson			(SGD)SU17.4 Describe Pathophysiology, mechanism of head injuries SU17.5 Describe clinical features for neurological assessment and GCS in
		Friday	01-04-22	Tutorial CT1.13 Describe and discuss the origin, indications, technique of administration, efficacy and complications of the BCG vaccine PE34.6 Identify a BCG scar	Pandemic Module 3.1 Outbreak Management including Quarantine, Isolation, Contact Tracing (Community Medicine)			OG 5.1 - Preconception counseling - Describe, discuss and identify pre-existing medical disorders and discuss their management; discuss evidence-based intrapartum care
		Saturday	02-04-22	EN 3.1 Anatomy of Facial nerve (L)	EN 3.2 Disorders of Facial nerve (Tut)			
		Monday	04-04-22	L OP 2.1 & 2.2 DACRYOCYSTITIS	Lecture. Clinical Presentation and Classification of Psychotic Disorders	Clinical Posting	Lunch	(SGD) FM 14.14 Dr. Udaya Ashwi
		Tuesday	05-04-22	(SGD)PE 1.7- Perform Developmental assessment and interpret-DR.PRAGATHESH	L) OR1.5Describe and discuss the aetiopathogenesis, clinical features, investigations, and principles of management of dislocation of major joints, shoulder, knee, hip			CM.10.5. (SGD) Describe Uni Integrated Management of Nec (IMNCI) and other existing Pr Dr. Beeson
April	5							

SGD/Tut IM 1.28 Enumerate the causes of adult presentations of congenital heart disease and describe the distinguishing features between cyanotic and acyanotic heart disease

SGD/Tut OR13.1- Participate in a team for procedures in patients and demonstrating the ability to perform on mannequins / simulated patients in the following:

- i. Above elbow plaster
- ii. Below knee plaster
- iii. Above knee plaster
- iv. Thomas splint
- v. splinting for long bone fractures
- vi. Strapping for shoulder and clavicle trauma

shankar & (SLD) 3.13-3.18 Dr. ni Kumar

iversal Immunization Program; onatal and Childhood Illness ograms.

Wednesday	06-04-22	SGD OP 2.7 classify various types of orbital tumours , differentiate the symptoms and signs of the presentation of various types of ocular tumours	SGD OP 2.7 classify various types of orbital tumours , differentiate the symptoms and signs of the presentation of various types of ocular tumours			(L) IM 2.1 Discuss and describe the epidemiology, antecedents and risk factors for atherosclerosis and ischemic heart disease IM 2.2 Discuss the aetiology of risk factors both modifiable and non modifiable of atherosclerosis and IHD Integrated with Pathology (PA 27.1)
Thursday	07-04-22	OG 9.1 - Complication in early pregnancy - Abortion - 1/2 - Classify, define and discusses the aetiology and management of abortions including threatened, incomplete, inevitable,	CM 8.1.(L) Describe and discuss the epidemiological and control measures including the use of essential laboratory tests at the primary care level for communicable diseases Dr. Priyanka			(L)SU17.8 Describe the pathophysiology of chest injuries.SU17.9 Describe the clinical features and principles of management of chest injuries.
Friday	08-04-22	L CT1.14 Describe and discuss the pharmacology of various anti-tuberculous agents, their indications, contraindications, interactions and adverse reactionsCT1.15 Prescribe an appropriate antituberculosis regimen based on the location of disease, smear positivity and negativity and comorbidities based on current national guidelines including directly observed tuberculosis therapy (DOTS) CT1.19 Communicate with patients and family in an empathetic manner about the diagnosis, therapy	Pandemic Module 3.1 Outbreak Management including Quarantine, Isolation, Contact Tracing (Community Medicine)			OG 9.1 - Complication in early pregnancy - Abortion - 2/2 - Classify, define and discusses the aetiology and management of abortions including threatened, incomplete, inevitable, missed and septic

(SGD)SU17.7 Describe the clinical features of soft tissue injuries. Chose appropriate investigations and discuss the principles of management.

(L) IM 2.3Discuss and describe the lipid cycle and the role of dyslipidemia in the pathogenesis of atherosclerosis
IM 2.4Discuss and describe the pathogenesis natural history,

SGD/Tut OR 13.2- Participate as a member in team for Resuscitation of Polytrauma victim by doing all of the following :
(a) I.V. access central - peripheral
(b) Bladder catheterization
(c) Endotracheal intubation
(d) Splintage

6	Saturday	09-04-22	EN 4.1 Otosclerosis (L)	EN 4.2 Acoustic Neuroma (Tut)			
	Monday	11-04-22	L OP 2.4 Describe the etiology , clinical presentation , complications an management of orbital cellulitis	Lecture. Management of Psychotic Disorders	Clinical Posting	Lunch	(SLD) FM3.19-3.23 Dr. Ash Uday
	Tuesday	12-04-22	(SGD) PE 2.1,PE 2.2 & PE 2.3: Discuss the etio-pathogenesis, clinical features and management of a child who fails to thrive, Assessment of a child with failing to thrive including eliciting an appropriate history and examination, Counselling a parent with failing to thrive child-DR.RITU	L) OR2.1Describe and discuss the mechanism of Injury, clinical features, investigations and plan management of fracture of clavicle			CM 10.7 (SGD) Enumerate an principles of the Family Welfa organization, technical and op
	Wednesday	13/04/22	SGD OP 2.5 Describe the clinical features on ocular examination and management of patient with cavernous sinus thrombosis	SGD OP 2.5 Describe the clinical features on ocular examination and management of patient with cavernous sinus thrombosis			(L) IM 2.5 Define the various acute coronary syndromes and describe their evolution, natural history and outcomes
	Thursday	14/04/22	Mahavir Jayanti				
	Friday	15/04/22	Good Friday				
	Saturday	16/04/22	EN 5.1 Hearing loss & Ototoxicity (L)	EN 5.2 Management of deaf child (Tut)			
7	Monday	18/04/22	L OP 2.6 Enumerate the causes and describe the differentiating features and clinical features and management of proptosis	Lecture. Clinical Presentation and Classification of Mood Disorders	Clinical Posting	Lunch	(SLD)FM3.24-3.3

Swini Kumar & (SGD)14.15 Dr. Udayashankar
and describe the basis and the Program including the operational aspects Dr. Deepak
(SGD)SU18.1 Describe the pathogenesis, clinical features and management of various cutaneous and subcutaneous infections.
19 Dr. Udayashankar

Tuesday	19/04/22	(SDL) PE 2.4, PE 2.5 & PE 2.6: Discuss the etio-pathogenesis, clinical features and management of a child with short stature- Assessment of a child with short stature: Elicit history, perform examination, document and present- Enumerate the referral criteria for growth related problems- DR.SONA	L) OR2.2 Describe and discuss the mechanism of Injury, clinical features, investigations and plan management of fractures of proximal humerus			CM 12.1 & 2 (SGD) Define and describe Geriatric services, Describe the role of Dr. Ajay
Wednesday	20/04/22	SGD OP 3.4 Describe the etiology, pathophysiology, ocular features, differential diagnosis, complications and management of trachoma	SGD OP 3.4 Describe the etiology, pathophysiology, ocular features, differential diagnosis, complications and management of trachoma			(SGD) IM 2.6 Elicit history, document and present an appropriate history that includes onset, evolution, presentation, risk factors, family history, comorbid conditions, complications, medication, history of atherosclerosis, IHD and coronary syndromes IM 2.7 Perform, demonstrate and document a physical examination including a vascular and cardiac examination that is appropriate for the clinical presentation IM 2.8 Generate document and present a differential diagnosis based on the clinical presentation and prioritise based on “cannot miss”, most likely diagnosis and severity

d describe the concept of
alth problems of aged population

(SGD)SU18.2 Classify skin
tumors
Differentiate different skin
tumors and discuss their
management

	Thursday	21/04/22	OG 9.3 - Ectopic Pregnancy - 1/2 - Discuss the aetiology, clinical features, differential diagnosis of acute abdomen in early pregnancy (with a focus on ectopic pregnancy)	CM 8.1.(L) Describe and discuss the epidemiological and control measures including the use of essential laboratory tests at the primary care level for			(L)SU18.3 Describe and demonstrate the clinical examination of surgical patient including swelling and order relevant
	Friday	22/04/22	Tutorial CT1.16 Describe the appropriate precautions, screening, testing and indications for chemoprophylaxis for contacts and exposed health care workers Educate health care workers on National ProPH1.44gram of Tuberculosis and administering and monitoring the DOTS program PH1.44 PH1.45	AETCOM Module 3.1: The foundations of communication-3 (Ophthalmology)			OG 9.3 - Ectopic Pregnancy - 2/2 - Discuss the aetiology, clinical features, differential diagnosis of acute abdomen in early pregnancy (with a focus on ectopic pregnancy) and enumerate the principles of medical and surgical management
	Saturday	23/04/22	EN 6.1 Menieres disease (L)	EN 6.2 BPPV & manouvres (Tut)			
8	Monday	25/04/22	L OP 2.8 List the investigations helpful in diagnosis of orbital tumours . enumerate the indications for appropriate referral	Lecture. Clinical Management of Depressive Disorders	Clinical Posting	Lunch	(SGD) FM 2.27, 2.28 Dr. Ash Uday
	Tuesday	26/04/22		L) OR2.3Select, prescribe and communicate appropriate medications for relief of joint pain			CM.12.3 &4 (SGD) Describe problems of aged population program for elderly Dr. Priya

(SGD/Tut) IM 2.9 Distinguish and differentiate between stable and unstable angina and AMI based on the clinical presentation
SGD/Tut OR14.1- Demonstrate the ability to counsel patients regarding prognosis in patients with various orthopedic illnesses like <ol style="list-style-type: none"> fractures with disabilities fractures that require prolonged bed stay bone tumours congenital disabilities
Swini Kumar & (SGD)14.13 Dr. Ashankar
e the prevention of health n & Describe National anka

Wednesday	27/04/22	SGD OP 3.3 Describe the etiology , pathophysiology , ocular features , differential diagnosis and management of various causes of conjunctivitis	SGD OP 3.3 Describe the etiology , pathophysiology , ocular features , differential diagnosis and management of various causes of conjunctivitis			(SGD) IM 2.15 Discuss and describe the medications used in patients with an acute coronary syndrome based on the clinical presentation IM 2.16 Discuss and describe the indications for acute thrombolysis, PTCA and CABG IM 2.17 Discuss and describe the indications and methods of cardiac rehabilitation IM 2.18 Discuss and describe the indications, formulations, doses, side effects and monitoring for drugs used in the management of dyslipidemia IM 2.23 Describe and discuss the indications for nitrates, anti platelet agents, gpIIb IIIa inhibitors, beta blockers, ACE inhibitors etc in the management of coronary syndromes Integrated with Pharmacology (PH 1.26)
Thursday	28/04/22	OG 9.5 - Hyperemesis Gravidarum - Describe the etiopathology, impact on maternal and fetal health and	CM 8.1.(L) Describe and discuss the epidemiological and control measures including the use of essential laboratory tests at the			(L)SU20.1 Describe etiopathogenesis of oral cancer symptoms and signs of oropharyngeal cancerSU20.2

(SGD) SU19.1 Describe the etiology and classification of cleft lip and palate
SU19.2 Describe the Principles of reconstruction of cleft lip and palate

(SGD/Tut) IM 2.19 Discuss and describe the pathogenesis, recognition and management of complications of

	Friday	29/04/22	<p>L CT2.1 Define and classify obstructive airway diseaseCT2.2 Describe and discuss the epidemiology, risk factors and evolution of obstructive airway diseaseCT2.3 Enumerate and describe the causes of acute episodes in patients with obstructive airway diseaseCT2.4 Describe and discuss the physiology and pathophysiology of hypoxia and hypercapniaCT2.5 Describe and discuss the genetics of alpha 1 antitrypsin deficiency in emphysema CT2.6 Describe the role of the environment in the cause and exacerbation of obstructive airway diseaseCT2.7 Describe and discuss allergic and non-allergic precipitants of obstructive airway disease CT2.8 Elicit document and present a medical history that will differentiate the aetiologies of obstructive airway disease, severity and precipitants</p>	AETCOM Module 3.1: The foundations of communication-3 (Ophthalmology)			OG 10.1 - Antepartum haemorrhage 1/3 - Define, classify and describe the aetiology, pathogenesis, clinical features, ultrasonography, differential diagnosis and management of antepartum haemorrhage in pregnancy
	Saturday	30/04/22	EN 7.1 Anatomy & Physiology of Nose (L)	EN 7.2 History taking in Nose (Tut)			

SGD/Tut OR14.3- Demonstrate the ability to convince the patient for referral to a higher centre in various orthopedic illnesses, based on the detection of warning signals and need for sophisticated management

May	9	Monday	02-05-22	L OP 3.7 Describe the etiology , pathophysiology , ocular features , differential diagnosis , complications and management of symblepharon	SGD/Tut - Understanding Psychiatric Disorders, Differentiation from Normalcy	Clinical Posting	Lunch	(SGD)FM 6.1-6.3 Dr. Udayas K
		Tuesday	03-05-22	Id-ul-Fitr				
		Wednesday	04-05-22	SGD OP 3.5 Describe the etiology , pathophysiology ,	SGD OP 3.5 Describe the etiology , pathophysiology ,			(SGD) IM 2.22 Perform and demonstrate in a mannequin
		Thursday	05-05-22	OG 10.2 - Antepartum haemorrhage 2/3 - Enumerate the indications and describe the appropriate use of	CM 8.1.(L) Describe and discuss the epidemiological and control measures including the use of essential laboratory tests at the primary care level for			(L) SU21.2 Enumerate the appropriate investigations and describe the Principles of treatment of disorders of salivary glands
		Friday	06-05-22	L CT2.10 Generate a differential diagnosis and prioritise based on clinical CT2.15 Generate a differential diagnosis and prioritise based on clinical features that suggest a specific aetiology features that suggest a specific aetiology	AETCOM Module 3.1: The foundations of communication-3 (Ophthalmology)			OG 10.2 - Antepartum haemorrhage 3/3
		Saturday	07-05-22	EN 8.1 Nasal septum (L)	EN 8.2 Examination of Nose (Tut)			
	10	Monday	09-05-22	L OP 4.1 Enumerate , describe discuss the types and causes of corneal ulceration	SGD/Tut - Discuss Presentation and Management of Psychotic Disorders	Clinical Posting	Lunch	(Lecture)FM 4.1-4.
		Tuesday	10-05-22	(SGD)PE 3.2 & PE 3.3 - Discuss the approach to a child with developmental delay- Assessment of a child with developmental delay - Elicit document and present history- DR.PRAGATHESH	L) OR2.4Describe and discuss the mechanism of injury, clinical features, investigations and principles of management of fracture of shaft of humerus and intercondylar fracture humerus with emphasis on neurovascular deficit			CM 17.1 & 2 (SGD) Define ar care to community & Describe Amrita

hankar& (SGD)14.3 Dr. Ashwini
umar

(SGD) SU21.1 Describe surgical
anatomy of the salivary glands,

(L) IM 3.1 Define, discuss,
describe and distinguish
community acquired
pneumonia, nosocomial
pneumonia and aspiration

SGD/Tut AN8.4- Demonstrate
important muscle attachment on
the given bone

8 Dr. Ashwini Kumar

and describe the concept of health
community diagnosis Dr.

	Wednesday	11-05-22	SGD OP 3.6 Describe the etiology , pathophysiology , ocular features , differential diagnosis , complications and management of pterygium	SGD OP 3.6 Describe the etiology , pathophysiology , ocular features , differential diagnosis , complications and management of pterygium			(L) IM 3.3 Discuss and describe the pathogenesis, presentation, natural history and complications of pneumonia
	Thursday	12-05-22	OG 22.1 - Physiological Vaginal Discharge	CM 8.1.(L) Describe and discuss the epidemiological and control			(L)SU22.2 Describe the etiopathogenesis of thyroidal
	Friday	13/05/22	Tutorial CT2.11 Describe, discuss and interpret pulmonary function tests CT2.12 Perform and interpret peak expiratory flow rate PY6.8	AETCOM Module 3.1: The foundations of communication-3 (Ophthalmology)			OG 22.2 - Pathological Vaginal Discharge - Describe and discuss the etiology (with special emphasis on Candida, T. vaginalis, bacterial vaginosis), characteristics, clinical diagnosis, investigations, genital hygiene, management of common causes and the syndromic management
	Saturday	14/05/22	EN 9.1 Anatomy & Physiology of Pharynx (L)	EN 9.2 History taking in throat (Tut)			
11	Monday	16/05/22	Buddha Purnima				
	Tuesday	17/05/22	(Lecture) PE 3.8 - Discuss the etio-pathogenesis, clinical presentation and multi-disciplinary approach in the management of Cerebral palsy-DR.RITU	L) OR2.5Describe and discuss the aetiopathogenesis, clinical features, mechanism of injury, investigation & principles of management of fractures of both bones forearm and Galeazzi and Monteggia injury			CM 17.3 (SGD) Describe principles and principles Dr. Shirley

(SGD) SU22.1 Describe the applied anatomy and physiology of thyroid
(SGD/Tut) IM 3.4 Elicit document and present an
SGD/Tut AN8.6- Describe scaphoid fracture and explain the anatomical basis of avascular necrosis
ary health care, its components

Wednesday	18/05/22	SGD OP 4.3 Enumerate the causes of corneal edema	SGD OP 4.3 Enumerate the causes of corneal edema			(SGD) IM 3.7 Order and interpret diagnostic tests based on the clinical presentation including: CBC, Chest X ray PA view, Mantoux, sputum gram stain, sputum culture and sensitivity, pleural fluid examination and culture, HIV testing and ABG IM 3.11 Describe and enumerate the indications for further testing including HRCT, Viral cultures, PCR and specialised testing IM 3.14 Perform and interpret a sputum gram stain and AFB Integrated with Radiodiagnosis
Thursday	19/05/22	OG 27.1 - STD - Describe and discuss the etiology, pathology, clinical features, differential diagnosis, investigations, management	CM 8.1.(L) Describe and discuss the epidemiological and control measures including the use of essential laboratory tests at the primary care level for			(L)SU22.5 Describe the applied anatomySU22.6 Describe and discuss the clinical features of hypo - and hyperparathyroidism and the

(SGD)SU22.4 Describe the clinical features, classification and principles of management of thyroid cancer

(SGD/Tut) IM 3.8 Demonstrate in a mannequin and interpret results of an arterial blood gas examination

IM 3.9 Demonstrate in a

12	Friday	20/05/22	Tutorial Order and interpret diagnostic tests based on the clinical CT2.14 Enumerate the indications for and interpret the results of : pulse oximetry, ABG, Chest Radiograph presentation including: CBC, Chest X ray PA view, Mantoux, sputum culture and sensitivity , PE34.8t testing	AETCOM Module 3.1: The foundations of communication-3 (Ophthalmology)			OG 27.2 - Genital Tuberculosis - Describe and discuss the etiology, pathology, clinical features, differential diagnosis, investigations, management and long term implications of genital tuberculosis
	Saturday	21/05/22	EN 9.3 Anatomy & Physiology of Larynx (L)	EN 9.4 Examination of Throat (tut)			
	Monday	23/05/22	L OP 4.2 Enumerate and discuss the differential diagnosis of infective keratitis	SGD/Tut - Discuss Presentation and Management of Depressive Disorders	Clinical Posting	Lunch	(Lecture) FM 4.9-4

SGD/Tut AN10.12- Describe and demonstrate Shoulder joint for– type, articular surfaces, capsule, synovial membrane, ligaments, relations, movements, muscles involved, blood supply, nerve supply and applied anatomy

15 Dr. Udayashankar

Tuesday	24/05/22	(Lecture)PE 4.1, PE 4.2, PE 4.3, PE 4.4, PE 4.5, PE 4.6- Discuss the causes and approach to a child with scholastic backwardness- Discuss the etiology, clinical features, diagnosis and management of children with Learning Disabilities - Discuss the etiology, clinical features, diagnosis and management of a child with Attention Deficit Hyperactivity Disorder (ADHD)- Discuss the etiology, clinical features, diagnosis and management of a child with Autism- Discuss the role of Child Guidance clinic in children with Developmental problems - Visit to the Child Guidance Clinic-DR.SONA	L) OR2.6 Describe and discuss the aetiopathogenesis, mechanism of injury, clinical features, investigations and principles of management of fractures of distal radius			CM.17.4. (SGD) Describe Nat and health planning and miller Dr. Beeson
---------	----------	--	--	--	--	---

Additional policies related to health
million development goals

Wednesday	25/05/22	SGD OP 4.5 Enumerate the causes of corneal blindness	SGD OP 4.5 Enumerate the causes of corneal blindness			(SGD) IM 3.15 Describe and enumerate the indications for hospitalisation in patients with pneumonia IM 3.12 Select, describe and prescribe based on the most likely aetiology, an appropriate empirical antimicrobial based on the pharmacology and antimicrobial spectrum IM 3.13 Select, describe and prescribe based on culture and sensitivity appropriate empirical antimicrobial based on the pharmacology and antimicrobial spectrum. IM 3.16 Describe and enumerate the indications for isolation and barrier nursing in patients with pneumonia IM 3.17 Describe and discuss the supportive therapy in patients with pneumonia including oxygen use and indications for ventilation IM 3.18 Communicate and counsel patient on family on the diagnosis and
Thursday	26/05/22	OG 25.1 - Amenorrhea - 1/3 - Describe and discuss the causes of primary and secondary amenorrhea. its	CM 8.1.(L) Describe and discuss the epidemiological and control measures including the use of essential laboratory tests at the			(L)SU23.2 Describe the etiology, clinical features and principles of management of disorders of

(SGD)SU23.1 Describe the applied anatomy of adrenal glands

(L) IM 5.1 Describe and discuss the physiologic and biochemical basis of hyperbilirubinemia

		Friday	27/05/22	L CT2.16 Discuss and describe therapies for OAD including bronchodilators, leukotriene inhibitors, mast cell stabilisers, theophylline, inhaled and systemic steroids, oxygen and immunotherapyCT2.18 Develop a therapeutic plan including use of bronchodilators and inhaled corticosteroids	AETCOM Module 3.2: Case studies in bioethics- Disclosure of medical errors (ENT)			OG 25.1 - Amenorrhea - 2/3 - Describe and discuss the causes of primary and secondary amenorrhea, its investigation and the principles of management.
		Saturday	28/05/22	EN 10.1 Rhinitis (L)	EN 10.2 Nasal polyp (Tut)			
		Monday	30/05/22	L OP 4.4 Enumerate the causes and discuss the management of dry eye	SGD/Tut - Discuss Presentation and Management of Bipolar Disorders	Clinical Posting	Lunch	(Lecture) FM 4.16-4
		Tuesday	31/05/22	(SDL)PE 5.1, PE 5.2, PE 5.3, PE 5.4, PE 5.5, PE 5.6- Describe the clinical features,diagnosis and management of thumb sucking- Describe the clinical features,diagnosis and management of Feeding problems- Describe the clinical features,diagnosis and management of nail biting- Describe the clinical features,diagnosis and management of Breath Holding spells- Describe the clinical features, diagnosis and management of temper tantrums- Describe the clinical features,diagnosis and management of pica- DR.SHAMAITA	L) OR2.7 Describe and discuss the aetiopathogenesis, mechanism of injury, clinical features, investigations and principles of management of pelvic injuries with emphasis on hemodynamic instability			CM 17.5. (SGD) Describe head Deepak
June	13							

SGD/Tut AN11.4- Describe the anatomical basis of Saturday night paralysis
22 Dr. Ashwini Kumar
Health care delivery in India Dr.

	Wednesday	01-06-22	SGD OP 4.9 Describe and discuss the importance and protocols involve in eye donation and eye banking	SGD OP 4.9 Describe and discuss the importance and protocols involve in eye donation and eye banking			(L) IM 5.4 Describe and discuss the epidemiology, microbiology, immunology and clinical evolution of infective (viral) hepatitis IM 5.5 Describe and discuss the pathophysiology and clinical evolution of alcoholic liver disease IM 5.7 Enumerate and describe the causes and pathophysiology of drug induced liver injury Integrated with Pathology
	Thursday	02-06-22	OG 25.1 - Amenorrhea - 3/3 - Describe and discuss the causes of primary and secondary amenorrhea, its	CM 8.1.(L) Describe and discuss the epidemiological and control measures including the use of essential laboratory tests at the			(L)SU24.1 Describe the clinical features, principles of investigation, prognosis and management of
	Friday	03-06-22	L CT2.19 Develop a management plan for acute exacerbations including bronchodilators, systemic steroids, antimicrobial therapy CT2.20 Describe and discuss the principles and use of oxygen therapy in the hospital and at home CT2.22 CT2.23 PH1.32	AETCOM Module 3.2: Case studies in bioethics- Disclosure of medical errors (ENT)			OG 24.1 - Abnormal uterine bleeding - Define, classify and discuss abnormal uterine bleeding, its aetiology, clinical features, investigations, diagnosis and management
	Saturday	04-06-22	EN 10.3 Rhinosinusitis (L)	EN 10.4 Complications of rhinosinusitis (Tut)			
14	Monday	06-06-22	L OP 4.6 Enumerate the indications and types of keratoplasty	SGD/Tut - Discuss Presentation of Various Anxiety Disorders	Clinical Posting	Lunch	(Lecture) FM 4.23-

(SGD)SU23.3 Describe the clinical features, principles of investigation and management of Adrenal tumors

(L) IM 5.6 Describe and discuss the pathophysiology, clinical evolution and complications of cirrhosis and

SGD/Tut- FM3.7Describe factors influencing infliction of injuries and healing, examination and certification of wounds and wound as a cause of death: Primary and Secondary.

4.30 Dr. Udayashankar

Tuesday	07-06-22	(SGD)PE 5.7, PE 5.8, PE 5.9, PE 5.10, PE 5.11 - Describe the clinical features, diagnosis and management of Fussy infant- Discuss the etiology, clinical features and management of Enuresis- Discuss the etiology, clinical features and management of Encopresis - Discuss the role of child guidance clinic in children with behavioural problems and the referral criteria- Visit to Child Guidance Clinic and observe functioning- DR.PRAGATHESH	L) OR2.8Describe and discuss the aetiopathogenesis, mechanism of injury, clinical features, investigations and principles of management of spine injuries with emphasis on mobilisation of the patient			CM. 18.1. & 2 (SGD) Define & Describe International health & health agencies Dr. Ajay
---------	----------	---	--	--	--	---

and describe the concept of
the roles of various international

Wednesday	08-06-22	SGD OP 5.1 Define , enumerate describe the etiology , associated systemic conditions , clinical features , complications , indications for referral and management of episcleritis	SGD OP 5.1 Define , enumerate describe the etiology , associated systemic conditions , clinical features , complications , indications for referral and management of episcleritis			(SGD) IM 5.9 Elicit document and present a medical history that helps delineate the aetiology of the current presentation and includes clinical presentation, risk factors, drug use, sexual history, vaccination history and family history IM 5.10 Perform a systematic examination that establishes the diagnosis and severity that includes nutritional status, mental status, jaundice, abdominal distension ascites, features of portosystemic hypertension and hepatic encephalopathy IM 5.11 Generate a differential diagnosis and prioritise based on clinical features that suggest a specific aetiology for the presenting symptom
Thursday	09-06-22	OG 29.1 - Uterine fibroids - 1/2 - Describe and discuss the etiology; pathology; clinical features; differential diagnosis; investigations;	CM 8.1.(L) Describe and discuss the epidemiological and control measures including the use of essential laboratory tests at the primary care level for			(L)SU24.3 Describe the principles of investigation and management of Pancreatic disorders including pancreatitis and

(SGD)SU24.2 Describe the clinical features, principles of investigation, prognosis and management of pancreatic endocrine tumours

(SGD/Tut) IM 5.12 Choose and interpret appropriate diagnostic tests including: CBC, bilirubin, function tests, Hepatitis serology and ascitic

15	Friday	10-06-22	SDL CT2.24 Recognise the impact of OAD on patient's quality of life, well being, work and familyCT2.25 Discuss and describe the impact of OAD on the society and workplace	AETCOM Module 3.2: Case studies in bioethics-Disclosure of medical errors (ENT)			OG 29.1 - Uterine fibroids - 2/2 - Describe and discuss the etiology; pathology; clinical features; differential diagnosis; investigations; principles of management, complications of fibroid uterus
	Saturday	11-06-22	EN 11.1 Granulomatous disease of nose (L)	EN 11.2 Epistaxis (Tut)			
	Monday	13/06/22	L OP 4.7 Enumerate the indications and describe the methods of tarsorrhaphy	SGD/Tut - Discuss Management of Anxiety Disorders	Clinical Posting	Lunch	(Lecture)FM 5.1, 5.2 Dr. Ashwini Dr. Uday

SGD/Tut-FM3.8- Mechanical injuries and wounds:
Describe and discuss different types of weapons including dangerous weapons and their examination.

Swini Kumar & (AUTOPSY)14.5
Vyashankar

Tuesday	14/06/22	(Lecture) PE 6.1, PE 6.2, PE 6.3, PE 6.4, PE 6.5, PE 6.6, PE 6.7 & PE 6.8- Define Adolescence and stages of adolescence - Describe the physical, physiological and psychological changes during adolescence(Puberty) - Discuss the general health problems during adolescence. - Describe adolescent sexuality and common problems related to it- Explain the Adolescent Nutrition and common nutritional problems. - Discuss the common Adolescent eating disorders (Anorexia Nervosa, Bulimia)- Describe the common mental health problems during adolescence- Respecting patient privacy and maintaining confidentiality while dealing with adolescence DR.RITU	L) OR2.9Describe and discuss the mechanism of injury, Clinical features, investigations and principle of management of acetabular fracture			CM.19.1. & 19.2 (SGD) Define Essential Medicine List (EML) medicine in primary health care
Wednesday	15/06/22	SGD OP 5.2 Define , enumerate describe the etiology , associated systemic conditions , clinical features , complications , indications for referral and management of scleritis .	SGD OP 5.2 Define , enumerate describe the etiology , associated systemic conditions , clinical features , complications , indications for referral and management of scleritis .			(SGD) IM 5.14 Outline a diagnostic approach to liver disease based on hyperbilirubinemia, liver function changes and hepatitis serology
Thursday	16/06/22	OG 11.1 - Multiple pregnancies 1/3 - Describe the etiopathology, clinical features; diagnosis and investigations, complications,	CM 8.1.Describe and discuss the epidemiological and control measures including the use of essential laboratory tests at the primary care level for			(L)SU25.2 Describe the etiopathogenesis, clinical features and principles of management of benign breast disease including infections

ie and describe the concept of
) & Describe roles of essential
e. Dr. Priyanka

(SGD) SU25.1 Describe applied
anatomy and appropriate
investigations for breast
disease

(SGD/Tut) IM 5.15 Assist in the
performance and interpret the
findings of an ascitic
fluid analysis


16	Friday	17/06/22	Tutorial CT2.26 Discuss and describe preventive measures to reduce OAD in workplaces	AETCOM Module 3.2: Case studies in bioethics- Disclosure of medical errors (ENT)			OG 11.1 - Multiple pregnancies 2/3 - Describe the etiopathology, clinical features; diagnosis and investigations, complications, principles of management of multiple pregnancies
	Saturday	18/06/22	EN 12.1 Ca maxillary sinus (L)	EN 12.2 Operative procedures (tut)			
	Monday	20/06/22	L OP 6.1 Describe clinical signs of intraocular inflammation and enumerate the features that distinguish granulomatus and non granulomatous inflammation . identify acute iridocyclitis from chronic condition	SGD/Tut - Discuss Presntation and Management of Dementia	Clinical Posting	Lunch	(Lecture) FM 5.3, 5.4Dr. U Ashwi

SDL-OR2.12- Describe and discuss the aetiopathogenesis, clinical features, investigations and principles of management of Fracture shaft of femur in all age groups and the recognition and management of fat embolism as a complication

Dr. Jayashankar & (SGD)14.5 Dr. Anjali Kumar

Tuesday	21/06/22	(SGD)PE 6.9 , PE 6.10, PE 6.11, PE 6.12, PE 6.13-Perform routine Adolescent Health check up including eliciting history, performing examination including SMR (Sexual Maturity Rating), growth assessments (using Growth charts) and systemic exam including thyroid and Breast exam and the HEADSS screening- Discuss the objectives and functions of AFHS(Adolescent Friendly Health Services) and the referral criteria- Visit to the Adolescent Clinic- Enumerate the importance of obesity and other NCD in adolescents- Enumerate the prevalence and the importance of recognition of sexual drug abuse in adolescents and children DR.SONA	L) OR2.10Describe and discuss the aetiopathogenesis, mechanism of injury, clinical features, investigations and principles of management of fractures of proximal femur			CM.20.1.(SDL) List important years
---------	----------	--	---	--	--	------------------------------------

t public health events of last five



	Wednesday	22/06/22	SGD OP 6.2 Chronic iridocyclitis	SGD OP 6.2 Chronic iridocyclitis			(SGD) IM 5.16 Describe and discuss the management of hepatitis, cirrhosis, portal hypertension, ascites spontaneous, bacterial peritonitis and hepatic encephalopathy IM 5.17 Enumerate the indications, precautions and counsel patients on vaccination for hepatitis IM 5.18 Enumerate the indications for hepatic transplantation
	Thursday	23/06/22	OG 11.1 - Multiple pregnancies 3/3 - Describe the etiopathology, clinical features; diagnosis and investigations, complications	CM 8.1. Describe and discuss the epidemiological and control measures including the use of essential laboratory tests at the			(L) SU26.1 Outline the role of surgery in the management of coronary heart disease, valvular heart
	Friday	24/06/22	Tutorial CT2.27 Demonstrate an understanding of patient's inability to change working, living and environmental factors that influence progression of airway disease	AETCOM Module 3.2: Case studies in bioethics- Disclosure of medical errors (ENT)			Revision
	Saturday	25/06/22	EN 13.1 Pharyngitis (L)	EN 13.2 Tonsillitis (L)			
17	Monday	27/06/22	L OP 6.3 Enumerate systemic conditions that can present as iridocyclitis . describe the ocular manifestations.	SGD/Tut - Discuss Presentation and Management of Delirium	Clinical Posting	Lunch	(Lecture) FM 7.

(SDL) SU25.3 Describe the etiopathogenesis, clinical features, Investigations and principles of treatment of benign and malignant tumours of breast.

(L) IM 6.1 Describe and discuss the symptoms and signs of acute HIV seroconversion

IM 6.2 Describe the clinical features of HIV

SDL-OR2.13- Describe and discuss the aetiopathogenesis, clinical features, Investigation and principles of management of:

- (a) Fracture both bones leg
- (b) Calcaneus
- (c) Small bones of foot

Dr. Udayashankar

Tuesday	28/06/22	(SGD)PE 7.1, PE 7.2, PE 7.3, PE 7.4, PE 7.5, PE 7.6, PE 7.7- Awareness on the cultural beliefs and practices of breast feeding - Explain the physiology of lactation- Describe the composition and types of breast milk and discuss the differences between cow's milk and Human milk - Discuss the advantages of breast milk- Observe the correct technique of breast feeding and distinguish right from wrong techniques- Enumerate the baby friendly hospital initiatives- Perform breast examination and identify common problems during lactation such as retracted nipples, cracked nipples, breast engorgement, breast abscess DR.SHAMAITA	L) OR2.11Describe and discuss the aetiopathogenesis, mechanism of injury, clinical features, investigations and principles of management of (a) Fracture patella (b) Fracture distal femur (c) Fracture proximal tibia with special focus on neurovascular injury and compartment syndrome			CM.20.2 (SGD) Describe various types of fractures and their prevention. Dr. Amrita
---------	----------	--	--	--	--	--

ous issues during outbreaks and

July	18	Wednesday	29/06/22	SGD OP 6.5 AN 41.2 Anatomy of angle of anterior chamber	SGD OP 6.5 AN 41.2 Physiology , formation and drainage of aqueous humor			(SGD) IM 6.7 Elicit document and present a medical history that helps delineate the aetiology of the current presentation and includes risk factors for HIV, mode of infection, other sexually transmitted diseases, risks for opportunistic infections and nutritional status IM 6.8 Generate a differential diagnosis and prioritise based on clinical features that suggest a specific aetiology for the presenting symptom IM 6.9 Choose and interpret appropriate diagnostic tests to diagnose and classify the severity of HIV-AIDS including specific tests of HIV, CDC IM 6.10 choose and interpret appropriate diagnostic tests to diagnose opportunistic infections including CBC sputum examination and
		Thursday	30/06/22	Assessment	CM 8.1.Describe and discuss the epidemiological and control measures including the use of			(L)SU26.4 Describe the etiology, pathogenesis, clinical features of tumors of
		Friday	01-07-22	Theory - CM				
		Saturday	02-07-22	Theory - ENT				
		Monday	04-07-22	Theory - Forensic				

(SDL)SU26.3 Describe the clinical features of mediastinal diseases and the principles of management
(SGD) IM 6.15 Demonstrate in a model the correct technique to perform a lumbar

Tuesday	05-07-22	(SGD)PE 7.8 , PE 7.9, PE 7.10, PE 7.11, PE 8.4, PE 8.5- Educate mothers on ante natal breast care and prepare mothers for lactation- Educate and counsel mothers for best practices in Breast feeding- Respects patient privacy- Participate in Breast Feeding Week Celebration - Elicit history on the Complementary Feeding habits- Counsel and educate mothers on the best practices in Complimentary Feeding DR.PRAGATHESH	L- AN4.2 Describe structure & function of skin with its appendages, AN4.4 Describe modifications of deep fascia with its functions, AN4.5 Explain principles of skin incisions			CM.11.1. (SGD) Enumerate at features of patients with occup agriculture. Dr. Shirley
---------	----------	---	--	--	--	--

and describe the presenting
national illness including

Wednesday	06-07-22	SGD OP 6.7 Congenital / developmental glaucoma	SGD OP 6.7 Primary open angle glaucoma			(SGD) IM 6.16 Discuss and describe the principles of HAART, the classes of antiretrovirals used, adverse reactions and interactions IM 6.17 Discuss and describe the principles and regimens used in post exposure prophylaxis IM 6.18 Enumerate the indications and discuss prophylactic drugs used to prevent HIV related opportunistic infections IM 6.20 Communicate diagnosis, treatment plan and subsequent follow up plan to patients IM 6.21 Communicate with patients on the importance of medication adherence Integrated with Pharmacology
Thursday	07-07-22	OG12.1 - Medical Disorders in pregnancy 1/3 - Define, classify and describe the etiology and pathophysiology, early detection, investigations:	CM 8.2. (L) Describe and discuss the epidemiological and control measures including the use of essential laboratory tests at the primary care level for Non Communicable Diseases			SU27.3 Describe clinical features, investigations and principles of management of vasospastic disorders

(SGD) SU27.1 Describe the etiopathogenesis, clinical features, investigations and principles of treatment of occlusive arterial disease.

(SGD/Tut) IM 6.22
Demonstrate understanding of ethical and legal issues regarding patient confidentiality and

	Friday	08-07-22	(Lecture)PE 8.1, PE 8.2, PE 8.3, PE 9.1, PE 9.3- Define the term Complementary Feeding- Discuss the principles,the initiation, attributes, frequency, techniques and hygiene related to Complementary Feeding including IYC- Enumerate the common complimentary foods-	Pandemic 3.2 Interdisciplinary Collaboration, Principles of Public Health Administration, Health Economics, International Health (Community Medicine)			OG12.1 - Medical Disorders in pregnancy 2/3
	Saturday	09-07-22	EN 14.1 Tumour of nasopharynx (L)	EN 14.2 Neck masses (Tut)			
	19 Monday	11-07-22	L OP 6.7 Primary angle closure glaucoma	Lecture. Clinical Management of Bipolar Disorder	Clinical Posting	Lunch	(Lecture) FM 5.5, 5.6 Dr. As Udaya
	Tuesday	12-07-22	(SGD)PE 9.4, PE 9.5, PE 9.6, PE 9.7- Elicit document and present an appropriate nutritional history and perform a dietary recall- Calculate the age related calorie requirement in Health and Disease and identify gap- Assess and classify the nutrition status of infants, children and adolescents and recognize deviations- Plan an appropriate diet in health and disease DR.SONA	DR15.1 Identify and distinguish folliculitis /impetigo and carbuncle from other DR15.2 Identify staphylococcus on a gram stain DR15.3 Enumerate the indications and describe the pharmacology, indications and adverse reactions of topical and systemic drugs used in treatment of pyoderma			CM.11.3.(SGD) Enumerate and health hazards, their risk factors Beeson

SGD/Tut- FM3.9- Firearm injuries:
Describe different types of firearms including structure and components. Along with description of ammunition propellant charge and mechanism of firearms, different types of

Shwini Kumar & (SGD)14.5 Dr. Ashankar

and describe specific occupational risks and preventive measures. Dr.

	Wednesday	13/07/22	SGD OP 6.7 Secondary glaucomas	SGD OP 6.7 Secondary glaucomas			(L) IM 7.1 Describe the pathophysiology of autoimmune disease IM 7.3 Classify cause of joint pain based on the pathophysiology IM 7.4 Develop a systematic clinical approach to joint pain based on the pathophysiology Integrated with Pathology (PA 9.5)
	Thursday	14/07/22	OG12.1 - Medical Disorders in pregnancy 3/3	CM 8.2. (L) Describe and discuss the epidemiological and			(L)SU27.5 Describe the applied anatomy of venous
	Friday	15/07/22	(Lecture)PE 10.1, PE 10.2, PE 10.3, PE 10.4, PE 10.5, PE 10.6- Define and describe the etio-pathogenesis, classify including WHO classification,clinical features,complication and management of Severe Acute Malnourishment (SAM) and Moderate Acute Malnutrition (MAM)- Outline the clinical approach to a child with SAM and MAM- Assessment of a patient with SAM and MAM, diagnosis, classification and planning management including	Pandemic 3.2 Interdisciplinary Collaboration, Principles of Public Health Administration, Health Economics, International Health (Community Medicine)			Tutorial – Case Scenario Discussion
	Saturday	16/07/22	EN 15.1 Inflammation of larynx (L)	EN 15.2 Stridor (Tut)			
20	Monday	18/07/22	L OP 6.7 Surgery for glaucoma PF , shunts , Trab Cyclodestructive procedures	Lecture. Clinical Presentation and Classification of Anxiety Disorders	Clinical Posting	Lunch	(SGD)FM 14.19

(SGD)SU27.4 Describe the types of gangrene and principles of amputation

(SGD/Tut) IM 7.11 Elicit document and present a medical

SGD/Tut-FM3.10- Firearm injuries:
Describe and discuss wound ballistics-different types of firearm injuries, blast injuries and their interpretation, preservation and dispatch of trace evidences in cases of firearm and blast injuries,
various tests related to confirmation of use of firearms

Dr. Udayashankar

Tuesday	19/07/22	(SGD)PE 11.1, PE 11.2, PE 11.3, PE 11.4, PE 11.5, PE 11.6- Describe the common etiology, clinical features and management of obesity in children- Discuss the risk approach for obesity and discuss the prevention strategies- Assessment of a child with obesity with regard to eliciting history including physical activity, charting and dietary recall- Examination including calculation of BMI, measurement of waist hip ratio, identifying external markers like acanthosis, striae, pseudogynaecomastia etc- Calculate BMI, document in BMI chart and interpret- Discuss criteria for referral DR.PRAGATHESH	DR7.1 Describe the etiology, microbiology, pathogenesis and clinical presentation and diagnostic features of dermatophytes in adults and children. DR7.2 Identify candida species in fungal scrapings and KOH mount. DR 7.3 Describe the pharmacology and action of anti fungal (systemic and topical) agents. enumerate side effects of anti fungal therapy.			SGD CM 9.2 Define, calculate indices including birth rate, dea
Wednesday	20/07/22	SGD OP 6.7 Enumerate and discuss the etiology, clinical distinguishing features of shallow and deep anterior chamber. choose appropriate investigations	SGD OP 6.7 Enumerate and discuss the etiology, clinical distinguishing features of shallow and deep anterior chamber. choose appropriate investigations			(L)IM 8.1 Describe and discuss the epidemiology, aetiology and the prevalence of primary and secondary hypertension IM 8.2 Describe and discuss the pathophysiology of hypertension IM 8.4 Define and classify hypertension IM 8.5 Describe and discuss the differences between primary and secondary hypertension

and interpret demographic
th rate, fertility rates

(SGD)SU27.6 Describe
pathophysiology, clinical
features, Investigations and
principles of management of
DVT and Varicose veins

	Thursday	21/07/22	OG12.2 – Anemia in Pregnancy 1/3 - Define, classify and describe the etiology, pathophysiology, diagnosis, investigations, adverse effects on the	CM 8.2. (L) Describe and discuss the epidemiological and control measures including the use of essential laboratory tests at the primary care level for Non Communicable diseases			(L)SU27.7 Describe pathophysiology, clinical features, investigations and principles of management of Lymph edema, lymphangitis and
	Friday	22/07/22	(Lecture)PE 12.1, PE 12.13, PE 12.14, PE 12.20- Discuss the RDA, dietary sources of Vitamin A and their role in health and disease.- Discuss the RDA, dietary sources of Vitamin K and their role in health and disease.- Describe the causes, clinical features, diagnosis, management and prevention of Vit.K deficiency. - Describe the causes clinical features and management of scurvy. DR.RITU	Pandemic 3.2 Interdisciplinary Collaboration, Principles of Public Health Administration, Health Economics, International Health (Community Medicine)			OG12.2 – Anemia in Pregnancy 2/3
	Saturday	23/07/22	EN 16.1 Head & Neck space infections (L)	EN 16.2 Adenoid & Adenoidectomy (Tut)			
	Monday	25/07/22	L OP 6.4 Describe and distinguish hyphema and hypopyon	Lecture. Clinical Management of Anxiety Disorders	Clinical Posting	Lunch	(SGD)FM 14.22
	Tuesday	26/07/22	(Lecture)PE 12.15 (L), PE 12.2- Discuss the RDA, dietary sources of Vitamin B and their role in health and disease. - Describe the causes clinical features and management of deficiency/ excess Vitamin E. DR.SONA	DR 17.1 Enumerate and identify the cutaneous findings in vitamin A deficiency. DR 17.2 Enumerate and describe the various skin changes in vitamin B complex deficiency. DR 17.3 Enumerate and describe the various changes in vitamin C deficiency DR 17.4 Enumerate and describe the various changes in zinc deficiency			SGD CM 9.5 Describe the met

(L)IM 8.6 Define, describe and discuss and recognise hypertensive urgency and emergency IM 8.7 Describe and discuss the clinical manifestations of the
SGD/Tut- FM3.11- Regional Injuries: Describe and discuss regional injuries to head (Scalp wounds, fracture skull, intracranial haemorrhages, coup and contrecoup injuries), neck, chest, abdomen, limbs, genital organs, spinal cord and skeleton
Dr. Ashwini Kumar
hods of population control

Wednesday	27/07/22	SGD OP 6.8 Enumerate and choose appropriate investigations for patients with conditions affecting uvea	SGD OP 6.8 Enumerate and choose appropriate investigations for patients with conditions affecting uvea			(SGD) IM 8.9 Elicit document and present a medical history that includes: duration and levels, symptoms, comorbidities, lifestyle, risk factors, family history, psychosocial and environmental factors, dietary assessment, previous and concomitant therapy IM 8.10 Perform a systematic examination that includes : an accurate measurement of blood pressure, fundus examination, examination of vasculature and heart IM 8.11 Generate a differential diagnosis and prioritise based on clinical features that suggest a specific aetiology
Thursday	28/07/22	OG12.2 – Anemia in Pregnancy 3/3	CM 8.2. (L) Describe and discuss the epidemiological and			(L)SU28.3 Describe causes, clinical features,

(SGD)SU28.1 Describe pathophysiology, clinical features, Investigations and principles of management of Hernias

(IM 8.12 Describe the appropriate diagnostic work up

		Friday	29/07/22	(SGD)PE 13.1 (L), PE 13.2,PE 13.3,PE 13.4,PE 13.5, PE 13.6- Discuss the RDA, dietary sources of Iron and their role in health and disease- Describe the causes, diagnosis and management of Fe deficiency- Identify the clinical features of dietary deficiency of Iron and make a diagnosis- Interpret hemogram and Iron Panel- Propose a management plan for Fe deficiency anaemia- Discuss the National anaemia control program and its recommendations DR.SHAMAITA	Pandemic 3.2 Interdisciplinary Collaboration, Principles of Public Health Administration, Health Economics, International Health (Community Medicine)			Anemia in Prgnancy Tutorial - Case Scenario Disorder
		Saturday	30/07/22	EN 17.1 Laryngeal palsy (L)	EN 17.2 Speech & voice disorder (Tut)			
		Monday	01-08-22	L OP 6.9 Anti- glaucoma treatment	Lecture. Clinical Presentation and Management of Somatoform Disorders	Clinical Posting	Lunch	(Lecture) FM 6.1-6
August	22							

SGD/Tut-FM3.12- Regional

Injuries

Describe and discuss injuries related to fall from height and vehicular injuries – Primary and Secondary impact, Secondary injuries, crush syndrome, railway spine.

Tuesday	02-08-22	(SGD)PE 13.7 , PE 13.8, PE 13.9, PE 13.10- Discuss the RDA , dietary sources of Iodine and their role in Health and disease- Describe the causes, diagnosis and management of deficiency of Iodine- Identify the clinical features of Iodine deficiency disorders- Discuss the National Goiter Control program and their recommendations DR.PRAGATHESH	DR 14.1 Describe the etiology,pathogenesis and clinical precipitating features and classification of Urticaria and Angioedema DR 14.2 identify and distinguish urticarial from other skin lesions DR 14.3 demonstrate dermographism DR 14.4 identify and Distinguish Angioedema from other skin lesions 14.5 Enumerate the indications and describe the pharmacology indication and adverse reactions of drugs used in Urticaria and Angioedema.			SGD CM 7.4 Define, calculate mortality indicators based on g
---------	----------	---	--	--	--	--

and interpret morbidity and
given set of data

Wednesday	03-08-22	SGD OP 7.1 Describe the surgical anatomy and metabolism of lens	SGD OP 7.1 Describe the surgical anatomy and metabolism of lens			(SGD) IM 8.14 Develop an appropriate treatment plan for essential hypertension IM 8.15 Recognise, prioritise and manage hypertensive emergencies IM 8.16 Develop and communicate to the patient lifestyle modification including weight reduction, moderation of alcohol intake, physical activity and sodium intake IM 8.18 Incorporate patient preferences in the management of HTN IM 8.19 Demonstrate understanding of the impact of Hypertension on quality of life, well being, work and family IM 8.20 Determine the need for specialist consultation
Thursday	04-08-22	OG 12.3 - Diabetes in Pregnancy 1/3 - Define, classify and describe the etiology, pathophysiology, diagnosis, investigations, criteria, adverse effects on the mother and foetus	CM 8.2. (L) Describe and discuss the epidemiological and control measures including the use of essential laboratory tests at the primary care level for Non Communicable diseases			(L)SU28.5 Describe the applied Anatomy and physiology of esophagus

(SGD) SU28.4 Describe pathophysiology, clinical features, investigations and principles of management of Intra-abdominal abscess, mesenteric cyst, and retroperitoneal tumors

(L) IM 9.1 Define, describe and classify anemia based on red blood cell size and reticulocyte count
IM 9.2 Describe and discuss the morphological characteristics

23	Friday	05-08-22	(SGD)PE 13.11 (SGD), PE 13.12, PE 13.13, PE 13.14- Discuss the RDA, dietary sources of Calcium and their role in health and disease- Describe the causes, clinical features, diagnosis and management of Ca Deficiency- Discuss the RDA, dietary sources of Magnesium and their role in health and disease- Describe the causes, clinical features, diagnosis and management of Magnesium Deficiency DR.RITU	Pandemic 3.2 Interdisciplinary Collaboration, Principles of Public Health Administration, Health Economics, International Health (Community Medicine)			OG 12.3 - Diabetes in Pregnancy 2/3
	Saturday	06-08-22	EN 18.1 CA larynx (L)	EN 18.2 Tracheostomy (Tut)			
	Monday	08-08-22	L OP 7.2 Describe and discuss etiopathogenesis , stages of maturation and complications of cataract	Lecture. Clinical Presentation and Management of Dissociative Disorders	Clinical Posting	Lunch	(Lecture)FM 8.1-8.
	Tuesday	09-08-22	Muharram				
	Wednesday	10-08-22	SGD OP 7.4 Types of cataract surgery and describe the steps , intraop and postop complications of extracapsular cataract extraction surgery	SGD OP 7.4 Types of cataract surgery and describe the steps , intraop and postop complications of extracapsular cataract extraction surgery			(L) IM 9.14 Describe the national programs for anemia prevention IM 9.17 Describe the indications for blood transfusion and the appropriate use of blood components IM 9.18 Describe the precautions required necessary when performing a blood transfusion IM 9.21 Determine the need for specialist consultation

SGD/Tut- IM7.5- Develop a systematic clinical approach to joint pain based on the pathophysiology
4 Dr. Ashwini Kumar
(SGD)SU28.6 Describe the clinical features, investigations and principles of management of benign and malignant disorders of esophagus

Thursday	11-08-22	OG 12.3 - Diabetes in Pregnancy 3/3	C.M. 8.3 (L) Describe disease specific National Health Programs including their prevention and treatment of a case. Dr. Ajay			(L)SU28.7 Describe the applied anatomy and physiology of stomach
----------	----------	-------------------------------------	--	--	--	--

(SGD/Tut) IM 9.3 Elicit document and present a medical history that includes symptoms, risk factors including GI bleeding, prior history, medications, menstrual history, and family history

IM 9.4 Perform a systematic examination that includes :
general examination for pallor, oral examination, DOAP session of hyperdynamic circulation, lymph node and splenic examination

IM 9.5 Generate a differential diagnosis and prioritise based on clinical features that suggest a specific aetiology

IM 9.6 Describe the appropriate diagnostic work up based on the presumed aetiology

	Friday	12-08-22	(Lecture)PE 14.1 (SGD), PE 14.2, PE 14.3, PE 14.4, PE 14.5- Discuss the risk factors, clinical features, diagnosis and management of Lead Poisoning- Discuss the risk factors, clinical features, diagnosis and management of Kerosene ingestion- Discuss the risk factors, clinical features, diagnosis and management of Organophosphorous poisoning- Discuss the risk factors, clinical features, diagnosis and management of paracetamol poisoning- Discuss the risk factors, clinical features, diagnosis and management of Oxygen toxicity DR.SONA	AETCOM Module 3.3: The foundations of communication-4 (ENT)			Diabetes in Pregnancy - Seminar by Students
	Saturday	13/08/22	EN 19.1 ANATOMY OF ORAL CAVITY AND OROPHARYNX (L)	EN 19.2 PREMALIGNANT LESIONS OF ORAL CAVITY (L)			
	Monday	15/08/22	Independence Day				
	Tuesday	16/08/22	(Lecture)PE 15.1 (L)PE 15.2- Discuss the fluid and electrolyte requirement in health and disease- Discuss the clinical features and complications of fluid and electrolyte imbalance and outline the management DR.SHAMAITA	DR 12.1 Describe the Etiopathogenesis of Eczema. DR 12.3 classify and grade Eczema. DR12.4 Enumerate the indications and describe the pharmacology. indications and adverse reactions of drugs used in Eczema.			SGD CM 5.1 Describe the con nutrients and special nutritiona sex, activity, physiological con
	24						

SGD/Tut- IM7.6- Describe and discriminate acute, subacute and chronic causes of joint pain

Common sources of various
nutritional requirements according to age,
sex and conditions

	Wednesday	17/08/22	SGD OP 8.1 Discuss the etiology , pathology and clinical features and management of vascular occlusions of the retina	SGD OP 8.1 Discuss the etiology , pathology and clinical features and management of vascular occlusions of the retina			(SGD) IM 9.9 Order and interpret tests for anemia including hemogram, red cell indices, reticulocyte count, iron studies, B12 and folate IM 9.10 Describe, perform and interpret a peripheral smear and stool occult blood
	Thursday	18/08/22	OG 13.1 - Labour 1/4 - Enumerate and discuss the physiology of normal labor, mechanism of labor in occipito-anterior presentation; monitoring of labor including partogram; conduct of	C.M. 8.3 (L) Describe disease specific National Health Programs including their prevention and treatment of a case Dr. Lena			(L) SU28.10 Describe the applied anatomy of liver. Describe the clinical features, Investigations and principles of management of liver abscess, hydatid disease, injuries and
	Friday	19/08/22	Janmashtami				
	Saturday	20/08/22	EN 19.3 TUMORS OF OROPHARYNX (L)	EN 19.4 TUMORS OF HYPOPHARYNX (L)			
	25 Monday	22/08/22	L OP 8.2 Enumerate the indications for laser therapy in the treatment of retinal diseases (retinal detachment , retinal degenerations , diabetic and hypertensive retinopathy) .	Lecture. Clinical Presentation and Management of Alcohol Use Disorders	Clinical Posting	Lunch	(Lecture) FM 8.5-8
	Tuesday	23/08/22	(SGD)PE 15.3 (SGD)PE 15.4,PE 15.5,PE 15.6, PE 15.7- Calculate the fluid and electrolyte requirement in health- Interpret electrolyte report- Calculate fluid and electrolyte imbalance- Demonstrate the steps of inserting an IV cannula in a model - Demonstrate the steps of inserting an interosseous line in a mannequin DR.PRAGATHESH	DR 8.1 Describe the Etiology,microbiology,pathogenesis, and clinical presentation and diagnostic features of common viral Infections of the skin in adults and childrens. DR 8.2 Identify and distinguish Herpes simplex and Herpes labialis from other skin lesions DR 8.3 Identify and Distinguish Herpes zoster and Varicella from other skin lesions			SGD CM 5.2 Describe and demonstrate performing a nutritional assessment of the community by using the ap

(SGD) SU28.8 Describe and discuss the aetiology, the clinical features, investigations and principles of management of congenital hypertrophic pyloric stenosis, Peptic ulcer disease, Carcinoma stomach

(SGD/Tut) IM 9.13 Prescribe replacement therapy with iron, B12, folate IM 9.14 Describe the National programs for anemia prevention
IM 9.20 Communicate and counsel patients with methods to

8.7 Dr. Udayashankar

monstrate the correct method of
ment of individuals, families and
appropriate method

Wednesday	24/08/22	SGD OP 8.3 Demonstrate the correct technique of fundus examinations . describe and distinguish fundoscopic features in normal conditions and conditions causing abnormal retinal exam	SGD OP 8.3 Demonstrate the correct technique of fundus examinations . describe and distinguish fundoscopic features in normal conditions and conditions causing abnormal retinal exam			(SGD) IM 9.15 Communicate the diagnosis and the treatment appropriately to patients IM 9.16 Incorporate patient preferences in the management of anemia IM 9.19 Assist in a blood transfusion
Thursday	25/08/22	OG 13.1 - Labour 2/4	C.M. 8.3 (L) Describe disease specific National Health Programs including their prevention and treatment of a case. Dr. Deepak			(L)SU28.10 Describe the applied anatomy of liver. Describe the clinical features, Investigations and principles of management of liver abscess, hydatid disease, injuries and tumors of the liver

(SGD) SU28.8 Describe and discuss the aetiology, the clinical features, investigations and principles of management of congenital hypertrophic pyloric stenosis, Peptic ulcer disease, Carcinoma stomach

(L) IM 10.1 Define, describe and differentiate between acute and chronic renal failure
IM 10.2 Classify, describe and differentiate the pathophysiologic causes of acute renal failure
IM 10.3 Describe the pathophysiology and causes of pre renal ARF, renal and post renal ARF
IM 10.4 Describe the evolution, natural history and treatment of ARF
Integrated with Pathology

September	26	Friday	26/08/22	(SDL)PE 16.1, PE 16.2, PE 16.3- Explain the components of Integrated Management of Neonatal and Childhood Illnesses (IMNCI) guidelines and method of Risk stratification - Assess children <2 months using IMNCI Guidelines- Assess children >2 to 5 years using IMNCI guidelines and Stratify Risk DR.RITU	AETCOM Module 3.3: The foundations of communication-4 (ENT)			APH Tutorial / Seminar by Students
		Saturday	27/08/22	EN 20.1ANATOMY AND PHYSIOLOGY OF OESOPHAGUS (L)	EN 20.2 DYSPHAGIA (L)			
		Monday	29/08/22	L OP 8.4 Enumerate and discuss treatment modalities in management and diseases of retina	SGD/Tut - Clinical Presentation and Management of Dissociative Disorders	Clinical Posting	Lunch	(Lecture) FM 8.8-8.

SGD/Tut- IM7.8- Discriminate,
describe and discuss
distinguishing articular from
periarticular complaints

10 Dr. Ashwini Kumar

Tuesday	30/08/22	(Lecture)PE 17.1, PE 17.2, PE 18.1, PE 18.2-State the vision and outline the goals, strategies and plan of action of NHM and other important national programs pertaining to maternal and child health including RMNCH A+, RBSK, RKSK, JSSK mission Indradhanush and ICDS- Analyse the outcomes and appraise the monitoring and evaluation of NHM - List and explain the components, plan, outcome of Reproductive Child Health (RCH) program and appraise its monitoring and evaluation- Explain preventive interventions for child survival and safe motherhood DR.SONA	DR 8.4 Identify and Distinguish Viral warts from other skin lesions. DR 8.5 Identify and distinguish molluscum contagiosum from other skin lesion. DR 8.6 Enumerate the indications, describe the procedure and perform a trank smear DR 8.7 Enumerate the indications and describe the pharmacolgy, administration and adverse reaction of pharmacotherapies for common viral illnesses of skin.			SGD CM 6.4 Enumerate, discuss sampling techniques, simple statistics distribution, measures of central tendency
Wednesday	31/08/22	SGD OP 8.5 Describe and discuss the correlative anatomy , etiology , clinical manifestations , diagnostic tests , imaging and ,management of diseases of optic nerve and visual pathway	SGD OP 8.5 Describe and discuss the correlative anatomy , etiology , clinical manifestations , diagnostic tests , imaging and ,management of diseases of optic nerve and visual pathway			(L) IM 10.5 Describe and discuss the aetiology of CRF IM 10.6 Stage Chronic Kidney Disease IM 10.7 Describe and discuss the pathophysiology and clinical findings of uraemia IM 10.8 Classify, describe and discuss the significance of proteinuria in CKD

ass and demonstrate Common
statistical methods, frequency
al tendency and dispersion

(SGD/SU28.8 Describe and
discuss the aetiology, the clinical
features,
investigations and principles of
management of congenital
hypertrophic pyloric stenosis,
Peptic ulcer disease, Carcinoma
stomach

27	Thursday	01-09-22	OG 13.1 - Labour 3/4	C.M. 8.3 (L) Describe disease specific National Health Programs including their prevention and treatment of a case. Dr. Beeson			(L)SU28.10 Describe the applied anatomy of liver. Describe the clinical features, Investigations and principles of management of liver abscess, hydatid disease, injuries and tumors of the liver
	Friday	02-09-22	(SGD) PE 18.3 - Conduct Antenatal examination of women independently and apply at-risk approach in antenatal care DR.SHAMAITA	AETCOM Module 3.3: The foundations of communication-4 (ENT)			Antenatal care, Preconceptional consulthy - Tutorial Seminar by Students
	Saturday	03-09-22	EN 21.1 FORIEGN BODIES IN AIR AND FOOD PASSAGE(L)	EN 21.2 FACIAL TRAUMA (TUT)			
	Monday	05-09-22	L OP 9.1 Anatomy of extraocular muscles , ocular motility	SGD/Tut - Clinical Presentation and Management of Somatoform Disorders	Clinical Posting	Lunch	(Lecture) FM 9.

(L) IM 10.9 Describe and discuss the pathophysiology of anemia and hyperparathyroidism in CKD
IM 10.10 Describe and discuss the association between CKD glycemia and hypertension
IM 10.11 Describe and discuss the relationship between CAD risk factors and CKD and in dialysis
IM 10.19 Enumerate the indications and describe the findings in renal ultrasound

SGD/Tut- IM7.9- Determine the potential causes of joint pain based on the presenting features of joint involvement

Dr. Udayashankar

Tuesday	06-09-22	(SGD) PE 18.4, PE 18.5- Provide intra-natal care and conduct a normal delivery in a simulated environment- Provide intra-natal care and observe the conduct of a normal delivery.DR.PRAGATHESH	DR 5.1 Describe the Etiology, microbiology, pathogenesis, natural history, clinical features, presentations, and complications of Scabies in adults and childrens. DR 5.3 Enumerate and Describe the pharmacolgy, administration and the adverse reaction of pharmacotherapy of scabies.			SGD CM 7.3 Enumerate, desc epidemiological data
Wednesday	07-09-22	SGD OP 9.2 Definition and classification of strabismus , heterophoria Rd	SGD OP 9.2 Heterotropia – concomitant, Inconcomitant			(L) IM 10.25 Identify and describe the priorities in the management of ARF including diet, volume management, alteration in doses of drugs, monitoring and indications for dialysis IM 10.26 Describe and discuss supportive therapy in CKD including diet, anti hypertensives, glycemic therapy, dyslipidemia, anemia, hyperkalemia, hyperphosphatemia and secondary hyperparathyroidism

ribe and discuss the sources of

(SGD)SU28.11 Describe the applied anatomy of spleen. Describe the clinical features, investigations and principles of management of splenic injuries. Describe the post-splenectomy sepsis - prophylaxis

28	Thursday	08-09-22	OG 13.1 - Labour 4/4	C.M. 8.3 (L) Describe disease specific National Health Programs including their prevention and treatment of a case. Dr. Priyanka			(L)SU28.12 Describe the applied anatomy of biliary system. Describe the clinical features, investigations and principles of management of diseases of biliary system
	Friday	09-09-22	(SGD) PE 18.6, PE 18.7- Perform Postnatal assessment of newborn and mother, provide advice on breast feeding, weaning and on family planning- Educate and counsel caregivers of children DR.RITU	AETCOM Module 3.3: The foundations of communication- 4 (ENT)			Primary ammenorhea - Tutorial / Case scenario
	Saturday	10-09-22	EN 22.1 HOARSENESS OF VOICE (L)	EN 22.2 DISEASE OF OESOPHAGUS (TUT)			
	Monday	12-09-22	L OP 9.3 Describe the role of refractive error correction in a patient with headache . enumerate the indications for referral	SGD/Tut - Clinical Presentation and Management of Alcohol Use disorders	Clinical Posting	Lunch	(Lecture) FM 9.2

(L) IM 10.27 Describe and discuss the indications for renal dialysis

IM 10.28 Describe and discuss the indications for renal replacement therapy

IM 10.29 Describe discuss and communicate the ethical and legal issues

involved in renal replacement therapy

IM 10.30 Recognise the impact of CKD on patient's quality of life well being

work and family

IM 10.31 Incorporate patient preferences in to the care of CKD

SGD/Tut- IM7.10- Describe the common signs and symptoms of articular and periarticular diseases

Dr. Ashwini Kumar

Tuesday	13/09/22	(SGD) PE 18.8 - Observe the implementation of the program by visiting the Rural Health Centre DR.SONA	DR 6.1 Describe etiology pathogenesis and diagnostic features of Pediculosis in Adults and childrens. DR 6.2 Identify and differentiate Pediculosis from other skin lessions in Adults and Childrens			SGD CM 7.5 Enumerate, define epidemiological study designs
Wednesday	14/09/22	SGD OP 9.4 Enumerate , describe and discuss the causes of avoidable blindness . national programme for the control of blindness including vision 2020	SGD OP 9.4 Enumerate , describe and discuss the causes of avoidable blindness . national programme for the control of blindness including vision 2020			(SGD) IM 10.12 Elicit document and present a medical history that will differentiate the aetiologies of disease, distinguish acute and chronic disease, identify predisposing conditions, nephrotoxic drugs and systemic causes IM 10.13 Perform a systematic examination that establishes the diagnosis and severity including determination of volume status, presence of edema and heart failure, features of uraemia and associated systemic disease IM 10.14 Generate a differential diagnosis and prioritise based on clinical features that suggest a specific aetiology IM 10.15 Describe the appropriate diagnostic work up based on the presumed aetiology

ne, describe and discuss


(SGD)SU28.11 Describe the applied anatomy of spleen. Describe the clinical features, investigations and principles of management of splenic injuries. Describe the post-splenectomy sepsis - prophylaxis

Thursday	15/09/22	OG 23.1 - Normal and Abnormal Puberty - 1/3 - Describe and discuss the physiology of puberty, features of abnormal puberty, common problems and their management	C.M. 8.3 (L) Describe disease specific National Health Programs including their prevention and treatment of a case. Dr. Amrita			(L)SU28.12 Describe the applied anatomy of biliary system. Describe the clinical features, investigations and principles of management of diseases of biliary system
Friday	16/09/22	(SGD) PE 19.1, PE 19.2, PE 19.3- Explain the components of the Universal Immunization Program and the National Immunization Program- Explain the epidemiology of Vaccine preventable diseases- Vaccine description with regard to classification of vaccines, strain used, dose, route, schedule, risks, benefits and side effects, indications and contraindications DR.SHAMAITA	AETCOM Module 3.3: The foundations of communication-4 (ENT)			Secondary ammenorhea - Tutorial / Case scenario

(SGD/Tut) IM 10.16 Enumerate the indications for and interpret the results of : renal function tests, calcium, phosphorus, PTH, urine electrolytes, osmolality, Anion gap
IM 10.17 Describe and calculate indices of renal function based on available laboratories including FENa (Fractional Excretion of Sodium) and CrCl (Creatinine Clearance)
IM 10.18 Identify the ECG findings in hyperkalemia
IM 10.20 Describe and discuss the indications to perform arterial blood gas analysis: interpret the data

SGD/Tut- IM7.17- Enumerate the indications for arthrocentesis

	Saturday	17/09/22	EN 23.1 HIV IN ENT (L)	EN 23.2 RADIOTHERAPY AND CHEMOTHERAPY IN ENT (L)			
29	Monday	19/09/22	L OP 9.5 Describe the evaluation and enumerate the steps involved in the stabilisation , initial management and indication for referral in a patient with ocular injury	SGD/Tut - Clinical Presentation and Management of Other Substance Use	Clinical Posting	Lunch	(Lecture) FM 9.30



Dr. Udayashankar

Tuesday	20/09/22	(SDL)PE 19.4, PE 19.5, PE 19.6, PE 19.7, PE 19.8, PE 19.9- Define cold chain and discuss the methods of safe storage and handling of vaccines- Discuss immunization in special situations – HIV positive children, immunodeficiency, pre-term, organ transplants, those who received blood and blood products, splenectomised children, adolescents, travellers- Assess patient for fitness for immunization and prescribe an age appropriate immunization schedule- Educate and counsel a patient for immunization- Demonstrate willingness to participate in the National and sub national immunisation days- Describe the components of safe vaccine practice – Patient education/ counselling; adverse events following immunization, safe injection practices, documentation and Medico-legal implications DR.PRAGATHESH	DR 4.2 Enumerate and Describe the treatment modalities for lichen planus.			SGD CM 7.6 Enumerate and e tests
---------	----------	--	---	--	--	----------------------------------

evaluate the need of screening

	Wednesday	21/09/22	SDL OP 6.8 Enumerate and choose appropriate investigations for patients with conditions affecting uvea	SDL OP 6.8 Enumerate and choose appropriate investigations for patients with conditions affecting uvea			(SGD) IM 10.21 Describe and discuss the indications for and insert a peripheral intravenous catheter IM 10.22 Describe and discuss the indications, demonstrate in a model and assist in the insertion of a central venous or a dialysis catheter IM 10.23 Communicate diagnosis treatment plan and subsequent follow up plan to patients IM 10.24 Counsel patients on a renal diet
	Thursday	22/09/22	OG 23.2 - Delayed Puberty - 2/3 - Enumerate the causes of delayed puberty. Describe the investigation and management of common causes	C.M. 8.3 (L) Describe disease specific National Health Programs including their prevention and treatment of a case. Dr. Shikha			(L)SU28.12 Describe the applied anatomy of biliary system. Describe the clinical features, investigations and principles
	Friday	23/09/22	(SGD)PE 19.10, PE 19.6- Observe the handling and storing of vaccines- Assess patient for fitness for	AETCOM Module 3.4: Case studies in bioethics - Confidentiality (Forensic			OG 23.3 - Precocious Puberty - 3/3 - Enumerate the causes of precocious puberty
	Saturday	24/09/22	EN 24.1 TYMPANOPLASTY AND MYRINGOPLASTY (L)	EN 24.2 MASTOIDECTOMY (L)			
30	Monday	26/09/22	SDLOP 8.3 Demonstrate the correct technique of fundus examinations . describe and distinguish fundoscopic features in normal conditions and conditions causing abnormal retinal exam	SGD/Tut - Clinical Presentation and Management of Intellectual Disability	Clinical Posting	Lunch	(Lecture) FM 9.4

(SGD)SU28.13 Describe the applied anatomy of small and large intestine

(L) IM 11.1 Define and classify diabetes
IM 11.2 Describe and discuss the epidemiology and pathogenesis and risk

SGD/Tut- 7.18- Enumerate the indications and interpret plain radiographs of joints

Dr. Ashwini Kumar

Tuesday	27/09/22	(Lecture) PE 20.1, PE 20.2- Define the common neonatal nomenclatures including the classification and describe the characteristics of a Normal Term Neonate and High Risk Neonates- Explain the care of a normal neonate DR.SONA	DR 3.1 Identify and Distinguish Psoriatic lesions from other causes. DR 3.3 Enumerate the indications for and describe the various modalities of treatment of psoriasis including topical, systemic and phototherapy			SGD CM 7.8 Describe the principles and biases in epidemiological studies
---------	----------	---	--	--	--	--

Principles of association, causation
studies

Wednesday	28/09/22	SDL OP 8.4 Enumerate and discuss treatment modalities in management and diseases of retina	SDL OP 8.4 Enumerate and discuss treatment modalities in management and diseases of retina			(L) IM 11.18 Describe and discuss the pharmacology, indications, adverse reactions and interactions of drugs used in the prevention and treatment of target organ damage and complications of Type II Diabetes including neuropathy, nephropathy, retinopathy, hypertension, dyslipidemia and cardiovascular disease IM 11.22 Enumerate the causes of hypoglycaemia and describe the counter hormone response and the initial approach and treatment IM 11.23 Describe the precipitating causes, pathophysiology, recognition, clinical features, diagnosis, stabilisation and management of diabetic ketoacidosis IM 11.24 Describe the precipitating causes, pathophysiology, recognition, clinical features, diagnosis, stabilisation and management of Hyponatremic non ketotic
Thursday	29/09/22	OG 30.1 - PCOS and hirsutism - 1/2 - Describe and discuss the etiopathogenesis; clinical features; differential diagnosis; investigations; management,	C.M. 8.3 (L) Describe disease specific National Health Programs including their prevention and treatment of a case. Dr. Ajay			(L)SU28.15 Describe the clinical features, investigations and principles of management of diseases of

(SGD)SU28.14 Describe the clinical features, investigations and principles of management of disorders of small and large intestine including neonatal obstruction and Short gut syndrome

(SGD/Tut) IM 11.7 Elicit document and present a medical history that will differentiate the aetiologies of diabetes including risk factors,

October	31	Friday	30/09/22	(SGD) PE 20.3, PE 20.4, PE 20.5, PE 20.6- Perform Neonatal resuscitation in a manikin- Assessment of a normal neonate- Counsel / educate mothers on the care of neonates- Explain the follow up care for neonates including Breast Feeding, Temperature maintenance, immunization, importance of growth monitoring and red flags DR.SHAMAITA	AETCOM Module 3.4: Case studies in bioethics - Confidentiality (Forensic Medicine)			Intersex - SDL / Tutorial
		Saturday	01-10-22	EN 25.1 SEPTOPLASTY AND SMR (L)	EN 25.2 DIAGNOSTIC NASAL ENDOSCOPY (TUT)			
		Monday	03-10-22	SDL OP 6.4 Describe and distinguish hyphema and hypopyon	SGD/Tut - Clinical Presentation and Management of Autism	Clinical Posting	Lunch	(Lecture) FM 9.3
		Tuesday	04-10-22	(Lecture) PE 20.7, PE 20.9 - Discuss the etiology, clinical features and management of Birth asphyxia- Discuss the etiology, clinical features and management of Birth injuries DR.PRAGATHESH	DR 1.1 Enumerate the causative and risk factors of ACNE. DR1.3 describe the treatment and preventive measures for various kinds of ACNE.			SGD CM 7.9 Describe and de computers in epidemiology
		Wednesday	05-10-22	Dussehra				
		Thursday	06-10-22	OG 30.2 - PCOS and hirsutism - 2/2 - Enumerate the causes and describe the investigations and management of	C.M.8.5 (L) Describe and discuss the principles of planning, implementing and evaluating control measures for			(L)SU28.15 Describe the clinical features, investigations and principles of

SGD/Tut- 7.21- Select, prescribe
and communicate appropriate
medications for
relief of joint pain

Dr. Udayashankar

monstrate the application of

(SGD/Tut) IM 11.12 Perform
and interpret a capillary blood
glucose test
IM 11.13 Perform and interpret

	Friday	07-10-22	(Lecture) PE 20.8 , PE 20.10- Discuss the etiology, clinical features and management of respiratory distress in New born including meconium aspiration and transient tachypnoea of newborn- Discuss the etiology, clinical features and management of Hemorrhagic disease of New born DR.RITU	AETCOM Module 3.4: Case studies in bioethics - Confidentiality (Forensic Medicine)			SDL
	Saturday	08-10-22	EN 26.1 BRONCHOSCOPY (TUT)	EN 26.2 OESOPHAGHOSCOPY (TUT)			
	32 Monday	10-10-22	SDL OP 8.5Describe and discuss the correlative anatomy , etiology , clinical manifestations , diagnostic tests , imaging and ,management of diseases of optic nerve and visual pathway	SDL - Clinical Presentation and Management of ADHD	Clinical Posting	Lunch	(Lecture) FM 9.6
	Tuesday	11-10-22	(Lecture) PE 20.11 - Discuss the clinical characteristics, complications and management of Low birth weight (preterm and Small for gestation) DR.SONA	DR 2.2 Describe the treatment of vetiligo			CM 10.1 Describe the current newborn and Child Health
	Wednesday	12-10-22	SDL OP 9.3 Describe the role of refractive error correction in a patient with headache . enumerate the indications for referral	SDL OP 9.3 Describe the role of refractive error correction in a patient with headache . enumerate the indications for referral			(SDL) IM 1.18 Perform and interpret a 12 lead ECG

SGD/Tut- PM4.1- Describe the common patterns, clinical features, investigations, diagnosis and treatment of common causes of arthritis

Dr. Ashwini Kumar

status of Reproductive, maternal,

(SGD)SU28.14 Describe the clinical features, investigations and principles of management of disorders of small and large intestine including neonatal obstruction and Short gut syndrome

33	Thursday	13/10/22	OG 32.1 - Menopause - Describe and discuss the physiology of menopause, symptoms, prevention, management and the role of	C.M.8.5 (L) Describe and discuss the principles of planning, implementing and evaluating control measures for disease at community level			(L)SU28.16 Describe applied anatomy including congenital anomalies of the rectum and anal canal
	Friday	14/10/22	(SGD) PE 20.12, PE 20.13, PE 20.14, PE 20.15- Discuss the temperature regulation in neonates, clinical features and management of Neonatal Hypothermia- Discuss the temperature regulation in neonates, clinical features and management of Neonatal Hypoglycemia- Discuss the etiology, clinical features and management of Neonatal hypocalcemia- Discuss the etiology, clinical features and management of Neonatal seizures DR.SHAMAITA	AETCOM Module 3.4: Case studies in bioethics - Confidentiality (Forensic Medicine)			SDL
	Saturday	15/10/22	EN 27.1 SURGERIES OF EAR (L)	EN 27.2 SURGERIES OF NOSE AND PNS (L)			
	Monday	17/10/22	SDLOP 2.6 Enumerate the causes and describe the differentiating features and clinical features and management of proptosis	SDL - ECT and Other Biological Therapies	Clinical Posting	Lunch	(SDL)FM 3.31

(SDL) IM 2.22 Perform and demonstrate in a mannequin BLS

SDL-OR2.14- Describe and discuss the aetiopathogenesis, clinical features, Investigation and principles of management of ankle fractures

Dr. Udayashankar

	Tuesday	18/10/22	(SGD) PE 20.16, PE 20.17- Discuss the etiology, clinical features and management of Neonatal Sepsis - Discuss the etiology, clinical features and management of Perinatal infections DR.PRAGATHESH	DR 9.1 Classify, Describe the epidemiology , etiology, microbiology, pathogenesis. clinical presentations and diagnostic features of Leprosy. DR9.4 Enumerate, describe and identify Lepra reactions and supportive measures and therapy of lepra reactions.			SGD CM 10.3 Describe local pregnancy, childbirth, lactation
	Wednesday	19/10/22	SDL OP 2.7classify various types of orbital tumours , differentiate the symptoms and signs of the presentation of various types of ocular tumours	SDL OP 2.7classify various types of orbital tumours , differentiate the symptoms and signs of the presentation of various types of ocular tumours			(SDL) IM 5.15 Assist in the performance and interpret the findings of an ascitic fluid analysis
	Thursday	20/10/22	OG 27.3 - HIV in Gynaecology - Describe and discuss the etiology, pathology, clinical features, differential diagnosis, investigations, management and	C.M.8.5 (L) Describe and discuss the principles of planning, implementing and evaluating control measures for disease at community level			(L)SU28.16 Describe applied anatomy including congenital anomalies of the rectum and anal canal
	Friday	21/10/22	(Lecture) PE 20.18,PE 20.19- Identify and stratify risk in a sick neonate using IMNCI guidelines - Discuss the etiology, clinical features and management of Neonatal hyperbilirubinemia DR.RITU	AETCOM Module 3.4: Case studies in bioethics - Confidentiality (Forensic Medicine)			SDL
	Saturday	22/10/22	EN 28.1 ENDOSCOPIC SINUS SURGERY (L)	EN 28.2 TONSILLECTOMY AND ADENOIDECTOMY (L)			
34	Monday	24/10/22	Milad-un-Nabi				

<p>customs and practices during and child feeding practices</p>
<p>(SGD)SU28.17 Describe the clinical features, investigations and principles of management of common anorectal diseases</p>
<p>(SDL) IM 8.10 Perform a systematic examination that includes : an accurate measurement of blood pressure, fundus examination,</p>
<p>SDL- OR2.15- Plan and interpret the investigations to diagnose complications of fractures like malunion, non-union, infection, compartmental syndrome</p>

Tuesday	25/10/22	(Lecture) PE 20.20 -Identify clinical presentations of common surgical conditions in the new born including TEF, esophageal atresia, anal atresia, cleft lip and palate, congenital diaphragmatic hernia and causes of acute abdomen DR.SONA	DR 9.5 Enumerate the indications and describe the pharmacology, administration and adverse reaction of pharmacotherapies for various classes leprosy based on National Guidelines DR 9.6 Describe the treatment of Leprosy based of the W.H.O guidelines DR 9.7 Enumerate and describe the complications of leprosy and its management, including understanding disability and stigma.			CM 1.9 SGD Demonstrate the skills in health in a simulated e
Wednesday	26/10/22	SDL OP 1.2 Define , classify and describe the types and methods of correcting refractive errors Myopia Hypermetropia Presbyopia	SDL OP 1.2 Define , classify and describe the types and methods of correcting refractive errors Myopia Hypermetropia Presbyopia			(SDL) IM 11.12 Perform and interpret a capillary blood glucose test IM 11.13 Perform and interpret a urinary ketone estimation with a dipstick IM 11.14 Recognise the presentation of hypoglycaemia and outline the principles on its therapy IM 11.15 Recognise the presentation of diabetic emergencies and outline the principles of therapy
Thursday	27/10/22	OG 26.1 - endometriosis and Adenomyosis 1/2 - Describe and discuss the etiopathogenesis, clinical features; investigation and implications on health and fertility and management of	C.M. 10.8. (L) Describe the physiology, clinical management and principles of adolescent health including ARSH Dr. Priyanka			(L)SU29.1 Describe the causes, investigations and principles of management of Hematuria

role of effective Communication
environment

(SGD)SU28.17 Describe the
clinical features, investigations
and principles of
management of common
anorectal diseases

(SDL) IM 6.19 Counsel patients
on prevention of HIV
transmission
IM 6.21 Communicate with
patients on the importance of
medication

		Friday	28/10/22	(Lecture) PE 21.1, PE 21.4- Enumerate the etio-pathogenesis, clinical features, complications and management of Urinary Tract infection in children- Discuss the approach and referral criteria to a child with Hematuria DR.SHAMAITA	AETCOM Module 3.4: Case studies in bioethics - Confidentiality (Forensic Medicine)			OG 26.1 - endometriosis and Adenomyosis 2/2 - Describe and discuss the etiopathogenesis, clinical features; investigation and implications on health and fertility and management of endometriosis and adenomyosis
		Saturday	29/10/22	EN 29.1 OBSTRUCTIVE SLEEP APNEA (L)	EN 29.2 POLYSOMNOGRAPHY AND UPPP(TUT)			
	November	Monday	31/10/22	Theory - CM				
		Tuesday	01-11-22	Theory - ENT				
		Wednesday	02-11-22	Theory - Opthal				
		Thursday	03-11-22	Theory - Forensic				
		Friday	04-11-22	Tutorial CT1.6 CT2.9 Demonstrate and perform a systematic examination that establishes the diagnosis based on the clinical presentation that includes a a) general examination, b) examination of the chest and lung including loss of volume, mediastinal shift, percussion and auscultation (including DOAP session of lung sounds and added sounds) c) examination of the lymphatic system and d) relevant CNS examination	DR 10.1 Identify and classify syphilis based on the presentation and clinical manifestation. DR10.6 describe the etiology, diagnostic and clinical features of non syphilitic sexually transmitted diseases (chancroid, donovanosis and IGV).			AETCOM Module 3.5: Case Fiduciary duty (Ophthalmology)


SDL- OR2.16- Describe and discuss the mechanism of injury, clinical features, investigations and principles of management of open fractures with focus on secondary infection prevention and management

e studies in bioethics-
ology)

	Saturday	05-11-22	EN 30.1 MUCOSAL TYPE OF CSOM (TUT)	EN 30.2 SQUAMOSAL TYPE OF CSOM (TUT)			
36	Monday	07-11-22	L RD1.1 Define radiation and the interaction of radiation and importance of radiation protection	Lecture. Clinical Presentation and Management of Other Substance Use Disorders	Clinical Posting	Lunch	(Lecture) FM 10.
	Tuesday	08-11-22	Guru Nanak Birthday				
	Wednesday	09-11-22	SDL OP 3.4 Describe the etiology , pathophysiology , ocular features , differential diagnosis , complications and management of trachoma	SDL OP 3.4 Describe the etiology , pathophysiology , ocular features , differential diagnosis , complications and management of trachoma			Lecture: Introduction to Anaesthesiology AS 1.1 Describe the evolution of Anaesthesiology as a modern specialty AS 1.2 Describe the roles of Anaesthesiologist in the medical profession (including as a peri-operative physician, in the intensive care and high dependency units, in the management of acute and chronic pain, including labour analgesia, in the resuscitation of acutely ill AS 1.3 Enumerate and describe the principle of ethics as it relates to Anaesthesiology AS 1.4 Describe the prospects of Anaesthesiology as a career"



Dr. Ashwini Kumar



SGD/Tut- AS 1.3 Enumerate
and describe the principle of
ethics as it relates to
Anaesthesiology
AS 1.4 Describe the prospects
of Anaesthesiology as a
career

Thursday	10-11-22	OG 21.1 - Contraception - 1/4 - Describe and discuss the temporary and permanent methods of contraception, indications, technique and complications; selection of patients, side effects and failure rate including Ocs, male contraception, emergency contraception and IUCD	SGD/ Tut- RD1.2 Describe the evolution of Radiodiagnosis. Identify various radiological equipments In the current era			(SGD) SU29.2 Describe the clinical features, investigations and principles of management of congenital anomalies of genitourinary system
Friday	11-11-22	SDL CT2.28 Demonstrate an understanding for the difficulties faced by patients during smoking cessation CT2.21 Describe discuss and counsel patients appropriately on smoking cessation	DR 10.10 Describe the Etiology , diagnostic and clinical features and management of gonococcal and non gonococcal urethritis DR10.11Describe the Etiology ,diagnostic and clinical feature and management of vaginal discharge			AETCOM Module 3.5: Case Fiduciary duty (Ophthalmology)
Saturday	12-11-22	EN 30.3 OTITIS MEDIA WITH EFFUSION (TUT)	EN 30.4 CHOLESTEATOMA (TUT)			

(L) IM 7.5 Describe and discriminate acute, subacute and chronic causes of joint pain
IM 7.6 Discriminate, describe and discuss arthralgia from arthritis and mechanical from inflammatory causes of joint pain
IM 7.7 Discriminate, describe and discuss distinguishing articular from periarticular complaints
IM 7.8 Determine the potential causes of joint pain based on the presenting features of joint involvement
IM 7.9 Describe the common signs and symptoms of articular and periarticular diseases
IM 7.10 Describe the systemic manifestations of rheumatologic disease

e studies in bioethics-
ology)



37	Monday	14/11/22	L RD1.3 Enumerate indications for various common radiological investigations, choose the most appropriate and cost effective method and interpret findings in common conditions pertaining to disorder of ENT	L - Clinical Presentation and Management of Intellectual Disability	Clinical Posting	Lunch	(Lecture) FM 10.
	Tuesday	15/11/22	(SGD) PE 21.2- Enumerate the etio-pathogenesis, clinical features, complications and management of acute post-streptococcal Glomerular Nephritis in children DR.PRAGATHESH	DR 10.10 Describe the Etiology , diagnostic and clinical features and management of gonococcal and non gonococcal urethritis DR10.11Describe the Etiology ,diagnostic and clinical feature and management of vaginal discharge			CM 15.1 (L) Define and describe HealthCM 15.2 (L) Describe v disorder & CM 15.3 Describe Dr. Amrita

1 Dr. Udayashankar

Describe the concept of mental
warning signals of mental health
National Mental Health program.

Wednesday	16/11/22	SDL OP 4.5 Enumerate the causes of corneal blindness	SDL OP 4.5 Enumerate the causes of corneal blindness			<p>Lecture AS 3.1 Describe the principles of preoperative evaluation</p> <p>AS 3.2 Elicit, present and document an appropriate history including medication history in a patient undergoing Surgery as it pertains to a preoperative anaesthetic evaluation "common drugs used in Anaesthesia</p> <p>Lecture AS 4.1 Describe and discuss the pharmacology of drugs used in induction and maintenance of general anaesthesia (including intravenous and inhalation induction agents, opiate and non-opiate analgesics, depolarising and non depolarising muscle relaxants, anticholinesterases)"</p>
-----------	----------	--	--	--	--	---

SGD/Tut: Lecture AS 3.1

Describe the principles of preoperative evaluation

AS 3.2 Elicit, present and document an appropriate history including

medication history in a patient undergoing Surgery as it pertains to a preoperative anaesthetic evaluation "common drugs used in Anaesthesia

Lecture AS 4.1 Describe and discuss the pharmacology of drugs used in induction and maintenance of general anaesthesia (including intravenous and inhalation induction agents, opiate and non-opiate analgesics, depolarising and non depolarising muscle relaxants, anticholinesterases)"

Thursday	17/11/22	OG 21.1 - Contraception - 2/4	SGD/Tut RD1.4 Enumerate indications for various common radiological investigations, choose the most appropriate and cost effective method and interpret findings in common conditions pertaining to disorder in Ob & Gy			(SGD) SU29.2 Describe the clinical features, investigations and principles of management of congenital anomalies of genitourinary system
----------	----------	-------------------------------	---	--	--	--

(SGD/Tut) IM 7.19 Develop an appropriate treatment plan for patients with rheumatologic diseases

IM 7.20 Select, prescribe and communicate appropriate medications for relief of joint pain

IM 7.21 Select, prescribe and communicate preventive therapy for crystalline arthropathies

IM 7.22 Select, prescribe and communicate treatment option for systemic rheumatologic conditions

IM 7.23 Describe the basis for biologic and disease modifying therapy in rheumatologic diseases

IM 7.24 Communicate and incorporate patient preferences in the choice of therapy

IM 7.25 Develop and communicate appropriate follow up and monitoring plans for patients with rheumatologic conditions

	Friday	18/11/22	L IM24.10 Describe and discuss the aetiopathogenesis, clinical presentation, identification, functional changes, acute care, stabilization, management and rehabilitation of COPD in the elderly CT2.13 Describe the appropriate diagnostic work up based on the presumed aetiology	DR11.1 Describe the Etiology, pathogenesis and clinical features of the dermatologic manifestation of HIV and its complications including opportunistic infections DR 11.3 Enumerate the indications and describe the pharmacology, administration, and adverse reaction of pharmacotherapies for dermatologic lesions in HIV			AETCOM Module 3.5: Case Fiduciary duty (Ophthalmology)
	Saturday	19/11/22	EN 30.5 COMPLICATIONS OF CSOM (TUT)	EN 30.6 ANATOMY OF EUSTACHIAN TUBE, ET FUNCTION TEST (TUT)			
	38 Monday	21/11/22	L RD1.5 Enumerate indications for various common radiological investigations, choose the most appropriate and cost effective method and interpret findings in common conditions pertaining to disorder in internal medicine	L. Clinical Presentation and Management of Autism	Clinical Posting	Lunch	(Lecture) FM 10.1
	Tuesday	22/11/22	(SGD) PE 21.3- Discuss the approach and referral criteria to a child with Proteinuria DR.RITU	DR 18.1 Enumerate the cutaneous features of T2DM. 18.2 Enumerate the cutaneous features of hypo/hyper-thyroidism .			CM 13.1,2,3 & 4 (L) Define and Disaster management & Describe man made disasters in Describe the details of the National Authority Dr. Shirley
	Wednesday	23/11/22	SDL OP 3.6 Describe the etiology , pathophysiology , ocular features , differential diagnosis , complications and management of pterygium	SDL OP 3.6 Describe the etiology , pathophysiology , ocular features , differential diagnosis , complications and management of pterygium			Lecture: "common drugs used in Anaesthesia Lecture AS 4.1 Describe and discuss the pharmacology of drugs used in induction and maintenance of general anaesthesia (including intravenous and inhalation induction agents, volatile and non-volatile

e studies in bioethics-
ology)

Dr. Ashwini Kumar

nd describe the concept of
ibe disaster management cycle,
n the world and in India &
ional Disaster management

SGD/Tut : "common drugs used
in Anaesthesia
Lecture AS 4.1 Describe and
discuss the pharmacology of
drugs used in induction
and maintenance of general
anaesthesia (including
intravenous and
inhalation induction agents,
opioids and non-opioids

	Thursday	24/11/22	OG 21.1 - Contraception - 3/4	SGD/Tut RD1.6 Enumerate indications for various common radiological investigations, choose the most appropriate and cost effective method and interpret findings in common conditions pertaining to disorders in surgery			(SGD) SU29.3 Describe the Clinical features, Investigations and principles of management of urinary tract infections
	Friday	25/11/22	Tutorial CT2.17 Describe and discuss the indications for vaccinations in OAD	PA 34.1 Describe the risk factors , pathogenesis , pathology and natural history of squamous cell carcinoma of the skin. PA 34.2 Describe the risk factors, pathogenesis,pathology and natural history of basal cell carcinoma of the skin PA 34.3 describe the distinguishing features between nevus and melanoma. describe the etiology , pathogenesis ,risk factors, morphology, clinical features and metastasis of melanoma			Pandemic 3.3 Operational R Surveillance (Community I
	Saturday	26/11/22	EN 31.1 NASAL SEPTUM (TUT)	EN 31.2 ENDOSCOPIC ANATOMY OF NOSE (TUT)			
39	Monday	28/11/22	L RD1.7 Enumerate indications for various common radiological investigations, choose the most appropriate and cost effective method and interpret findings in common conditions pertaining to disorder in Pediatrics	L. Clinical Presentation and Management of ADHD	Clinical Posting	Lunch	(Lecture) FM 11.

(SDL) IM 6.15 Demonstrate in a model the correct technique to perform a lumbar puncture

Research, Field work,
Medicine)

Dr. Udayashankar

Tuesday	29/11/22	(SDL) PE 21.5, PE 21.6- Enumerate the etio-pathogenesis, clinical features, complications and management of Acute Renal Failure in children- Enumerate the etio-pathogenesis, clinical features, complications and management of Chronic Renal Failure in Children DR.SONA	SGD-Dermatological aspect of covid 19			CM.16.1 & 2 (L). Define and c planning & Describe planning
Wednesday	30/11/22	SDL OP 3.7 Describe the etiology , pathophysiology , ocular features , differential diagnosis , complications and management of symblepharon	SDL OP 3.7 Describe the etiology , pathophysiology , ocular features , differential diagnosis , complications and management of symblepharon			Lecture: common drugs used in Anaesthesia AS 5.4 Observe and describe the pharmacology and correct use of commonly used drugs and adjuvant agents in regional anesthesia AS 8.3Describe the pharmacology and use of drugs in the management of pain

describe the concept of Health
cycle Dr. Ajay

SGD/Tut:AS 8.3Describe the
pharmacology and use of drugs
in the management of
pain

Thursday	01-12-22	OG 21.2 - Contraception - 4/4 - Describe & discuss PPIUCD programme	<p>SGD/Tut RD1.8 Enumerate indications for various common radiological investigations, choose the most appropriate and cost effective method and interpret findings in common conditions pertaining to common malignancies.</p> <p>RD1.9 Describe the role of Interventional Radiology in common clinical conditions</p>			(SGD)SU29.4 Describe the clinical features, investigations and principles of management of hydronephrosis
----------	----------	---	--	--	--	---

(SGD) IM 6.7 Elicit document and present a medical history that helps delineate the aetiology of the current presentation and includes risk factors for HIV, mode of infection, other sexually transmitted diseases, risks for opportunistic infections and nutritional status

IM 6.8 Generate a differential diagnosis and prioritise based on clinical features that suggest a specific aetiology for the presenting symptom

IM 6.9 Choose and interpret appropriate diagnostic tests to diagnose and classify the severity of HIV-AIDS including specific tests of HIV, CDC

IM 6.10 choose and interpret appropriate diagnostic tests to diagnose opportunistic infections including CBC sputum examination and assessment cultures, blood cultures, stool analysis, CSE

December	40	Friday	02-12-22	L PH1.33 Describe the mechanism of action, types, doses, side effects, indications and contraindications of the drugs used in cough (antitussives, expectorants/ mucolytics)	SGD-Sunscreens			Pandemic 3.3 Operational R Surveillance (Community I
		Saturday	03-12-22	EN 31.3 NASAL POLYP	EN 31.4 EPISTAXIS (TUT)			
		Monday	05-12-22	L RD1.10 Describe the role of Emergency Radiology, miscellaneous & applied aspects, interaction with clinical departments	L. Personality Disorders -I	Clinical Posting	Lunch	(Lecture) FM 12.1
		Tuesday	06-12-22	(SGD) PE 21.7, PE 21.8, PE 21.9- Enumerate the etio-pathogenesis, clinical features, complications and management of Wilms Tumor - Elicit, document and present a history pertaining to diseases of the Genitourinary tract- Identify external markers for Kidney disease, like Failing to thrive, hypertension, pallor, Ichthyosis, anasarca DR.SHAMAITA	SGD- Island dermatosis			CM.16. 3. (L) Describe Health Lena

Research, Field work, Medicine)
Dr. Ashwini Kumar
management techniques Dr.

Wednesday	07-12-22	SDL OP 6.1 Describe clinical signs of intraocular inflammation and enumerate the features that distinguish granulomatous and non granulomatous inflammation . identify acute iridocyclitis from chronic condition	SDL OP 6.1 Describe clinical signs of intraocular inflammation and enumerate the features that distinguish granulomatous and non granulomatous inflammation . identify acute iridocyclitis from chronic condition			Lecture: "General Anaesthesia lecture AS 4.2 describe the anatomy of the airway and its implications for general anaesthesia AS 4.3 Observe and describe the principles and the practical aspects of induction and maintenance of anesthesia" "Lecture AS 4.4 Observe and describe the principles and the steps/ techniques in maintenance of vital organ functions in patients undergoing surgical procedures"
Thursday	08-12-22		SGD/Tut RD1.11 Describe preparation of patient for common imaging procedures RD1.12 Describe the effects of radiation in pregnancy and the methods of prevention/ minimization of radiation exposure			(SGD)SU29.5 Describe the clinical features, investigations and principles of management of renal calculi

SGD/Tut : "Lecture AS 4.4
Observe and describe the
principles and the steps/
techniques in
maintenance of vital organ
functions in patients undergoing
surgical
procedures"

(SDL) IM 6.19 Counsel patients
on prevention of HIV
transmission
IM 6.21 Communicate with
patients on the importance of
medication
adherence
IM 6.22 Demonstrate
understanding of ethical and
legal issues regarding
patient confidentiality and
disclosure in patients with HIV
IM 6.23 Demonstrate a non-
judgemental attitude to patients
with HIV and to
their lifestyles

	Friday	09-12-22	L PE28.19 Describe the etio-pathogenesis, clinical features, diagnosis, management and prevention of asthma in children PE28.20 Counsel the child with asthma on the correct use of inhalers in a simulated environment	SGD- Drugs in dermatology 1			Pandemic 3.3 Operational R Surveillance (Community I
	Saturday	10-12-22	EN 31.5 NASOPHARYNGEAL ANGIOFIBROMA (TUT)	EN 31.6 CA. MAXILLARY SINUS (TUT)			
	Monday	12-12-22	L RD1.13 Describe the components of the PC & PNDT Act and its medicolegal implications	L - Personality Disorders -2	Clinical Posting	Lunch	(Lecture) FM 13.1 &
	Tuesday	13/12/22	(SGD) PE 21.10, PE 21.11, PE 21.12, PE 21.13- Analyse symptom and interpret the physical findings and arrive at an appropriate provisional / differential diagnosis- Perform and interpret the common analytes in a Urine examination- Interpret report of Plain X Ray of KUB- Enumerate the indications for and Interpret the written report of Ultra sonogram of KUB DR.PRAGATHESH	SGD- Drugs in dermatology 2			CM 16.4 (L) Describe health policies related to health and h
	Wednesday	14/12/22	SDL OP 7.2 Describe and discuss etiopathogenesis , stages of maturation and complications of cataract	SDL OP 7.2 Describe and discuss etiopathogenesis , stages of maturation and complications of cataract			Lecture: Regional Anaesthesia Lecture AS 5.1 Enumerate the indications for and describe the principles of regional anaesthesia (including spinal

Research, Field work,
Medicine)

13.2 Dr. Udayashankar

Planning in India and National
Health planning. Dr. Deepak

SGD/Tut : AS 5.2 Describe the
correlative anatomy of the
brachial plexus,
subarachnoid and epidural
spaces

42	Thursday	15/12/22	SDL	SGD/Tut RT1.1 Describe and discuss definition of radiation, mechanism of action of radiation, types of radiation			(SGD)SU29.6 Describe the clinical features, investigations and principles of management of renal tumours
	Friday	16/12/22	Tutorial PE34.1 Discuss the epidemiology, clinical features, clinical types, complications of Tuberculosis in Children and Adolescents PE34.5 Able to elicit, document and present history of contact with tuberculosis in every patient encounter	SGD/Tut			Pandemic 3.3 Operational R Surveillance (Community I
	Saturday	17/12/22	EN 32.1 VOCALCORD PALSY (TUT)	EN 32.2 STRIDOR (TUT)			
	Monday	19/12/22	L RT1.2 Describe and discuss interaction of radiation with matter & measurement of radiation	L - Clinical Presentation and Management of Catatonia	Clinical Posting	Lunch	(SGD)FM 14.6 I

(SDL) IM 11.12 Perform and interpret a capillary blood glucose test
IM 11.13 Perform and interpret a urinary ketone estimation with a dipstick
IM 11.14 Recognise the presentation of hypoglycaemia and outline the principles on its therapy
IM 11.15 Recognise the presentation of diabetic emergencies and outline the principles of therapy

Research, Field work,
Medicine)

Dr. Ashwini Kumar

Tuesday	20/12/22	(SDL) PE 21.4, PE 21.5, PE 21.6, PE 21.7- Discuss the approach and referral criteria to a child with Hematuria- Enumerate the etio-pathogenesis, clinical features, complications and management of Acute Renal Failure in children- Enumerate the etio-pathogenesis, clinical features, complications and management of Chronic Renal Failure in Children- Enumerate the etio-pathogenesis, clinical features, complications and management of Wilms Tumor DR.RITU	L			CM 16.4 (L) Describe health policies related to health and h
Wednesday	21/12/22	SDL OP 6.9 Anti- glaucoma treatment	SDL OP 6.9 Anti- glaucoma treatment			Lecture AS 5.3 Observe and describe the principles and steps/ techniques involved in peripheral nerve blocks AS 5.6 Observe and describe the principles and steps/ techniques involved in common blocks used in surgery (including brachial plexus blocks)
Thursday	22/12/22	SDL	SGD/Tut RT1.3 Enumerate, describe and discuss classification and staging of cancer (AJCC, FIGO etc.)			(SGD) SU29.7 Describe the principles of management of acute and chronic retention of urine
Friday	23/12/22	PULMONARY FUCTION TEST	SGD/Tut			Revision AETCOM 3.1 The foundations of communication-3 (Ophthalmology)

planning in India and National
ealth planning. Dr. Beeson

SGD/Tut :Monitoring during
Anaesthesia
Lecture AS 4.5 Observe and
describe the principles and the
steps/ techniques in
monitoring patients during
anaesthesia
AS 6.1 Describe the principles
of monitoring and resuscitation
in the
recovery room

(SDL) IM 9.19 Assist in blood
transfusion

Revision AETCOM 3.5 Case
studies in bioethics- Fiduciary
duty (**Ophthalmology**)

	Saturday	24/12/22	EN 32.3 HEAD AND NECK ABSCESS (TUT)	EN 32.4 CONGENITAL AND INFLAMMATORY DISORDERS OF LARYNX (TUT)			
43	Monday	26/12/22	L RT2.1 Describe and discuss radiation protection and personnel monitoring during radiation treatment	L - Basics of Psychopharmacology	Clinical Posting	Lunch	(SGD) FM 14.7 -14
	Tuesday	27/12/22	(SGD) PE 22.1- Enumerate the common Rheumatological problems in children. Discuss the clinical approach to recognition and referral of a child with Rheumatological problem DR.SONA	L			SDL CM 10.9 Describe and di empowerment Dr. Priyanka
	Wednesday	28/12/22	SDL OP 9.4 Enumerate , describe and discuss the causes of avoidable blindness . national programme for the control of blindness including vision 2020	SDL OP 9.4 Enumerate , describe and discuss the causes of avoidable blindness . national programme for the control of blindness including vision 2020			Lecture: AS 6.2 Observe and enumerate the contents of the crash cart and describe the equipment used in the recovery room AS 6.3 Describe the common complications encountered by patients in the recovery room, their recognition and principles of management

4.8 Dr. Udayashankar
Discuss gender issues and women
<p>SGD/Tut: SDL AS 7.2</p> <p>Enumerate and describe the criteria for admission and discharge of a patient to an ICU</p> <p>AS 7.3 Visit, enumerate and describe the functions of an Intensive Care Unit</p> <p>AS 7.3 Observe and describe the management of an unconscious patient</p>

		Thursday	29/12/22	Revision	SGD/Tut RT3.1 Describe and discuss cell cycle and cell survival curve, principles of radiobiology RT3.2 Describe and discuss synergism of radiation and chemotherapy			(SGD)SU29.8 Describe the clinical features, investigations and principles of management of bladder cancer
		Friday	30/12/22	Tutorial CT1.10 Perform and interpret an AFB stain pleural fluid examination and culture, HIV CT1.12 Enumerate the indications for tests including: serology, special cultures and polymerase chain reaction and sensitivity testingCT1.7 Perform and interpret a PPD (mantoux) and describe and discuss the indications and pitfalls of the test PE34.7 PE34.11PE34.12 PE34.9	SDL			Revision: AETCOM 3.4 Confidentiality (Forensic M
		Saturday	31/12/22	EN 32.5 CA LARYNX (TUT)	EN 32.6 TRACHEOSTOMY (TUT)			
		Monday	02-01-23	L RT4.1 Describe and discuss teletherapy machine (Co60/LINAC) RT4.2 Enumerate, describe and discuss types of treatment plan, basic workflow of 2D/3DCRT/IMRT/IGRT	L . Basics of Psychotherapy	Clinical Posting	Lunch	FM 4

(SGD) IM 11.19 Demonstrate and counsel patient on the correct technique to administer insulin IM 11.20 Demonstrate to and counsel patients on the correct technique of self monitoring of blood glucose IM 11.21 Recognise the importance of patients preference while selecting therapy for diabetes

ase studies in bioethics -
Medicine)

.25 SDL

Tuesday	03-01-23	(SGD) PE 22.3- Describe the diagnosis and management of common vasculitic disorders including Henoch Schonlein Purpura, Kawasaki Disease, SLE, JIA DR.SHAMAITA	L			SDL CM 20.4 Demonstrate aw practice of medicine such as C Human Organ Transplantation
Wednesday	04-01-23	SDL OP 9.5 Describe the evaluation and enumerate the steps involved in the stabilisation , initial management and indication for referral in a patient with ocular injury	SDL OP 9.5 Describe the evaluation and enumerate the steps involved in the stabilisation , initial management and indication for referral in a patient with ocular injury			Lecture: AS 7.4 Observe and describe the basic setup process of a ventilator AS 7.5 Observe and describe the principles of monitoring in an ICU
Thursday	05-01-23	Revision	SGD/Tut RT4.3 Describe and discuss Brachytherapy machine (remote after loading) RT4.4 Describe and discuss different radioactive isotopes and their use in cancer patients			(SGD) SU29.9 Describe the clinical features, investigations and principles of management of disorders of prostate
Friday	06-01-23	L CT1.11 Assist in the performance, outline the correct tests that require to be performed and interpret the results of a pleural fluid aspiration PE34.10 Discuss the various samples for demonstraing the organism eg Gastric Aspirate, Sputum , CSF, FNAC PE34.2	SDL			Revision AETCOM 3.3 The foundations of communication-4 (ENT)
Saturday	07-01-23	EN 33.1 INSTRUMENTS IN EAR AND NOSE (TUT)	EN 33.2 THROAT INSTRUMENTS (TUT)			

awareness about laws pertaining to
clinical establishment Act and
Act and its implications

SGD/Tut : "Fluids and
electrolytes Lecture and SGD
AS 9.3 Describe the principles
of fluid therapy in the
preoperative period
AS 9.4 Enumerate blood
products and describe the use of
blood products
in the preoperative period"

(SDL) IM 3.9 Demonstrate in a
mannequin and interpret results
of a pleural fluid aspiration

Revision AETCOM 3.2 Case
studies in bioethics- Fiduciary
duty (ENT)

45	Monday	09-01-23	L RT4.5 Describe and discuss role of radiation in management of common malignancies in India (region specific) RT4.6 Describe and discuss radiotherapy for benign disease	L. Basics of ECT	Clinical Posting	Lunch	FM 4
	Tuesday	10-01-23	(SGD) PE 31.1, PE 31.2, PE 31.3, PE 31.4, PE 31.12- Describe the etio-pathogenesis, management and prevention of Allergic Rhinitis in Children- Recognize the clinical signs of Allergic Rhinitis- Describe the etio-pathogenesis, clinical features and management of Atopic dermatitis in Children- Identify Atopic dermatitis and manage- Discuss the etio-pathogenesis, clinical features and complications and management of Urticaria Angioedema DR.PRAGATHESH	L			SDL CM 20.4 Demonstrate aw practice of medicine such as C Human Organ Transplantation
	Wednesday	11-01-23	SDL OP 7.2 Describe and discuss etiopathogenesis , stages of maturation and complications of cataract	SDL OP 7.2 Describe and discuss etiopathogenesis , stages of maturation and complications of cataract			SDL: Patient safety Lecture AS 10.1 Enumerate the hazards of incorrect patient positioning AS 10.2 Enumerate the hazards encountered in the perioperative period and steps/techniques taken to prevent them

27 SDL

awareness about laws pertaining to
clinical establishment Act and
Act and its implications

SGD/Tut :AS 10.3 Describe the
role of communication in patient
safety
AS 10.4 Define and describe
common medical and medication
errors in
anaesthesia

		Thursday	12-01-23	Revision	SGD/Tut RT4.7 Counsel patients regarding acute and late effects of radiation and supportive care RT4.8 Describe oncological emergencies and palliative care			(SDL) SU29.10 Demonstrate a digital rectal examination of the prostate in a mannequin or equivalent
		Friday	13/01/23	L PE34.3 Discuss the various regimens for management of Tuberculosis as per National Guidelines PE34.4 Discuss the preventive strategies adopted and the objectives and outcome of the National Tuberculosis Control Program	SDL			Revision: Pandemic 3.1 Outbreak Management: Quarantine, Isolation, Contact Tracing Pandemic 3.2 Interdisciplinary Approach of Public Health Administration International Health Pandemic 3.3 Operational Research and Surveillance (Community)
		Saturday	14/01/23	EN 33.3 RADIOLOGY IN EAR AND NOSE (TUT)	EN 33.4 RADIOLOGY IN HEAD AND NECK (TUT)			
	46	Monday	16/01/23	L RT4.9 Display empathy in the care of patients with cancer RT5.1 Describe and discuss cancer prevention, screening, vaccination, cancer registry	L - Other Biological Therapies in Psychiatry	Clinical Posting	Lunch	(SGD)FM 14.21-14.22 Dr. Ashwini Kumar
		Tuesday	17/01/23	CM				
		Wednesday	18/01/23	CM				
		Thursday	19/01/23	ENT				
		Friday	20/01/23	Ophthal				
		Saturday	21/01/23	FM				
	47	Monday	23/01/23	Practicals				
		Tuesday	24/01/23	Practicals				
		Wednesday	25/01/23	Practicals				
		Thursday	26/01/23	Republic day				
		Friday	27/01/23	Practicals				

(SDL) IM 1.22 Assist and demonstrate the proper technique in collecting specimen for blood culture

Outbreak Management including Contact Tracing, Interdisciplinary Collaboration, Principles of Infection Control, Health Economics, Research, Field work, (Medicine)

(Lecture) FM 1.6 Dr. Udayashankar

